

STATE OF FLORIDA
OSCEOLA COUNTY, FLORIDA

CONTRACT PLANS

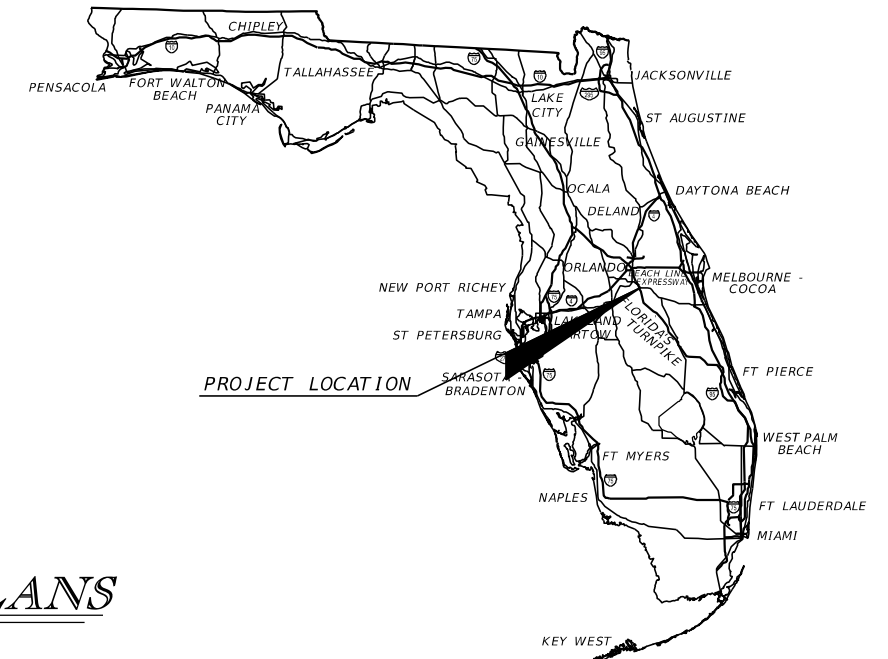
INDEX OF ITS PLANS

SHEET NO.	SHEET DESCRIPTION
IT-1	KEY SHEET
IT-2	SIGNATURE SHEET
IT-3 - IT-4	TABULATION OF QUANTITIES
IT-5	GENERAL NOTES
IT-6 - IT-16	ITS PLAN
IT-17 - IT-18	WIRING DIAGRAMS
IT-19	MANAGED FIELD ETHERNET SWITCH DETAIL
IT-20 - IT-21	MOUNTING DETAILS
IT-22 - IT-23	SPLICE DIAGRAM
IT-24	REPORT OF SPT BORINGS FOR CCTV POLES

FINANCIAL PROJECT ID 445415-2-58-01
(FEDERAL FUNDS: FAN D522 091B)
OSCEOLA COUNTY (92550000) (92540000)
CR525 (NEPTUNE ROAD)

NEPTUNE ROAD WIDENING FROM
SOUTH OF KINGS CREST ROAD TO US 192

INTELLIGENT TRANSPORTATION SYSTEMS PLANS




**INTELLIGENT TRANSPORTATION
SYSTEMS PLANS
ENGINEER OF RECORD:**

KEVIN R. CAREY, P.E. NO.: 61635
FALLER, DAVIS & ASSOCIATES, INC.
2301 MAITLAND CENTER PARKWAY, SUITE 265
MAITLAND, FL 32751
(407) 644-2116
CONTRACT NO.: PS-20-11312-DG
VENDOR NO.: 59-2594956


COUNTY PROJECT MANAGER:
KYLE DORRIS, PE

CONSTRUCTION CONTRACT NO.	FISCAL YEAR	SHEET NO.
N/A	FY 23	IT-1

THE OFFICIAL RECORD OF THIS SHEET IS THE ELECTRONIC FILE DIGITALLY SIGNED AND SEALED UNDER RULE 61G15-23.004, F.A.C.



THIS ITEM HAS BEEN DIGITALLY
SIGNED AND SEALED BY



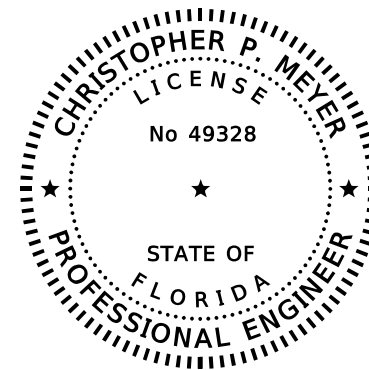
ON THE DATE ADJACENT TO THE SEAL

PRINTED COPIES OF THIS DOCUMENT ARE
NOT CONSIDERED SIGNED AND SEALED
AND THE SIGNATURE MUST BE VERIFIED
ON ANY ELECTRONIC COPIES.


FALLER, DAVIS & ASSOCIATES, INC.
2301 MAITLAND CENTER PARKWAY, SUITE 265
MAITLAND, FL 32751
KEVIN R. CAREY, P.E. NO. 61635

THE ABOVE NAMED PROFESSIONAL ENGINEER SHALL BE RESPONSIBLE FOR THE
FOLLOWING SHEETS IN ACCORDANCE WITH RULE 61G15-23.004, F.A.C.

SHEET NO.	SHEET DESCRIPTION
IT-1	KEY SHEET
IT-2	SIGNATURE SHEET
IT-3 - IT-4	TABULATION OF QUANTITIES
IT-5	GENERAL NOTES
IT-6 - IT-16	ITS PLAN
IT-17 - IT-18	WIRING DIAGRAMS
IT-19	MANAGED FIELD ETHERNET SWITCH DETAIL
IT-20 - IT-21	MOUNTING DETAILS
IT-22 - IT-23	SPLICE DIAGRAM



THIS ITEM HAS BEEN DIGITALLY
SIGNED AND SEALED BY



ON THE DATE ADJACENT TO THE SEAL

PRINTED COPIES OF THIS DOCUMENT ARE
NOT CONSIDERED SIGNED AND SEALED
AND THE SIGNATURE MUST BE VERIFIED
ON ANY ELECTRONIC COPIES.

GEOTECHNICAL AND ENVIRONMENTAL CONSULTANTS, INC.
2510 MICHIGAN AVENUE, SUITE D
KISSIMMEE, FL 34744
CHRISTOPHER P. MEYER, P.E. NO. 49328

THE ABOVE NAMED PROFESSIONAL ENGINEER SHALL BE RESPONSIBLE FOR THE
FOLLOWING SHEETS IN ACCORDANCE WITH RULE 61G15-23.004, F.A.C.

SHEET NO.	SHEET DESCRIPTION
IT-2	SIGNATURE SHEET
IT-24	REPORT OF SPT BORINGS FOR CCTV POLES

REVISIONS				KEVIN R. CAREY, P.E. P.E. LICENSE NUMBER 61635 FALLER, DAVIS & ASSOCIATES, INC. 2301 MAITLAND CENTER PARKWAY, SUITE 265 MAITLAND, FL 32751	 OSCEOLA COUNTY TRANSIT AND TRANSPORTATION 1 COURTHOUSE SQUARE, SUITE 3100 KISSIMMEE, FLORIDA 34741-5488 PHONE:(407) 742-0662 FAX:(407) 742-0600	<i>SIGNATURE SHEET</i>	SHEET NO.
DATE	DESCRIPTION	DATE	DESCRIPTION				IT-2

TABULATION OF QUANTITIES

PAY ITEM NO.	DESCRIPTION	UNIT	SHEET NUMBERS														TOTAL THIS SHEET	
			IT-6		IT-7		IT-8		IT-9		IT-10		IT-11		IT-12		PLAN	FINAL
			PLAN	FINAL	PLAN	FINAL	PLAN	FINAL	PLAN	FINAL	PLAN	FINAL	PLAN	FINAL	PLAN	FINAL		
630-2-11	CONDUIT, FURNISH & INSTALL, OPEN TRENCH	LF	1051		1182		1817		2331		909		1694		2260		11244	
630-2-12	CONDUIT, FURNISH & INSTALL, DIRECTIONAL BORE	LF	965		1223		834		462				529		345		4358	
630-2-14	CONDUIT, FURNISH & INSTALL, ABOVEGROUND	LF											10				10	
630-2-15	CONDUIT, FURNISH & INSTALL, BRIDGE MOUNT	LF											456				456	
633-1-121	FIBER OPTIC CABLE, F&I, UNDERGROUND, 2-12 FIBERS	LF					118		311				125				554	
633-1-122	FIBER OPTIC CABLE, F&I, UNDERGROUND, 13-48 FIBERS	LF																
633-1-123	FIBER OPTIC CABLE, F&I, UNDERGROUND, 49-96 FIBERS	LF	2614		2974		3000		3202		3024		3836		1989		20639	
633-2-31	FIBER OPTIC CONNECTION, INSTALL, SPLICE	EA					24		24				24		6		78	
633-3-11	FIBER OPTIC CONNECTION HARDWARE, F&I, SPLICE ENCLOSURE	EA					1		1				1		1		4	
633-3-12	FIBER OPTIC CONNECTION HARDWARE, F&I, SPLICE TRAY	EA					2		2				2		1		7	
633-3-15	FIBER OPTIC CONNECTION HARDWARE, F&I, PRETERMINATED PATCH PANEL	EA					1		1				1				3	
635-2-11	PULL & SPLICE BOX, FURNISH & INSTALL, 13" X 24" COVER SIZE	EA	6		9		5		7		4		12		6		49	
635-2-12	PULL & SPLICE BOX, FURNISH & INSTALL, 24" X 36" COVER SIZE	EA	1		1				2		2		2		2		10	
635-2-13	PULL & SPLICE BOX, FURNISH & INSTALL, 30" X 60" RECTANGULAR COVER SIZE	EA	1		1		1		1				2		1		7	
635-3-13	JUNCTION BOX, FURNISH & INSTALL, EMBEDDED	EA											4				4	
639-1-122	ELECTRICAL POWER SERVICE, F&I, UNDERGROUND METER PURCHASED BY CONTRACTOR	AS											1				1	
639-2-1	ELECTRICAL SERVICE WIRE, F&I	LF											49				49	
641-2-12	PRESTRESSED CONCRETE POLE, F&I, TYPE P-IIA SERVICE POLE	EA											1				1	
641-3-163	CONCRETE CCTV POLE, FURNISH & INSTALL WITH LOWERING DEVICE, 63'	EA											1				1	
660-6-121	VEHICLE DETECTION SYSTEM- AVI, BLUETOOTH, FURNISH & INSTALL, CABINET EQUIPMENT	EA					1		1				1				3	
660-6-122	VEHICLE DETECTION SYSTEM- AVI, BLUETOOTH, FURNISH & INSTALL, ABOVE GROUND EQUIPMENT	EA					1		1				1				3	
676-1-500	TRAFFIC CONTROLLER CABINET, ADJUST/MODIFY	EA																
676-2-122	ITS CABINET, F&I, POLE MOUNT WITH SUNSHIELD, 336S, 24"W X 46"H X 22"D	EA											1				1	
682-1-143	ITS CCTV CAMERA, F&I, EXTERNAL POSITIONER PTZ - NON-PRESSURIZED, IP, HIGH DEFINITION	EA					1		1				1				3	
684-1-1	MANAGED FIELD ETHERNET SWITCH, F&I	EA					1		1				1				3	
685-1-11	UNINTERRUPTIBLE POWER SUPPLY, FURNISH AND INSTALL, LINE INTERACTIVE	EA											1				1	
685-2-1	REMOTE POWER MANAGEMENT UNIT - RPMU, FURNISH & INSTALL	EA											1				1	

PAY ITEM NOTES:

PAY ITEM NUMBER 676-1-500 INCLUDES MODIFICATIONS TO THE CONTROLLER CABINET ASSEMBLY INCLUDING CORE DRILLING ADDITIONAL CONDUITS AND ROUTING OF CCTV CAMERA, BLUETOOTH, AND FIBER OPTIC CABLES. DRILLING INTO THE SIDE OF THE CABINET OR USE OF AN LB ON THE SIDE OF THE TRAFFIC CABINET IS NOT PERMITTED. CORE DRILLING ADDITIONAL CONDUITS IN THE BOTTOM OF CABINET IS PERMITTED.

PAY ITEM NUMBER 676-2-122 INCLUDES CABLE MANAGEMENT DUCTS.

PAY ITEM NUMBER 684-1-1 INCLUDES COST OF ALL CABLING TO CONNECT EXISTING AND PROPOSED DEVICES.

PAY ITEM NUMBER 685-2-1 INCLUDES A UNIT WITH A MINIMUM OF 8, 5-15 NEMA 120 VAC OUTLETS.

REVISIONS				KEVIN R. CAREY, P.E. P.E. LICENSE NUMBER 61635 FALLER, DAVIS & ASSOCIATES, INC. 2301 MAITLAND CENTER PARKWAY, SUITE 265 MAITLAND, FL 32751	 OSCEOLA COUNTY TRANSIT AND TRANSPORTATION 1 COURTHOUSE SQUARE, SUITE 3100 KISSIMMEE, FLORIDA 34741-5488 PHONE:(407) 742-0662 FAX:(407) 742-0600	TABULATION OF QUANTITIES (1)	SHEET NO.
DATE	DESCRIPTION	DATE	DESCRIPTION				IT-3

THE OFFICIAL RECORD OF THIS SHEET IS THE ELECTRONIC FILE DIGITALLY SIGNED AND SEALED UNDER RULE 61G15-23.004, F.A.C.

TABULATION OF QUANTITIES

PAY ITEM NO.	DESCRIPTION	UNIT	SHEET NUMBERS												TOTAL THIS SHEET		GRAND TOTAL	
			IT-13		IT-14		IT-15		IT-16									
			PLAN	FINAL	PLAN	FINAL	PLAN	FINAL	PLAN	FINAL	PLAN	FINAL			PLAN	FINAL	PLAN	FINAL
630-2-11	CONDUIT, FURNISH & INSTALL, OPEN TRENCH	LF	2511		1608		1457		230						5806		17050	
630-2-12	CONDUIT, FURNISH & INSTALL, DIRECTIONAL BORE	LF	104		1040		1182		1165					3491		7849		
630-2-14	CONDUIT, FURNISH & INSTALL, ABOVEGROUND	LF					20							20		30		
630-2-15	CONDUIT, FURNISH & INSTALL, BRIDGE MOUNT	LF														456		
633-1-121	FIBER OPTIC CABLE, F&I, UNDERGROUND, 2-12 FIBERS	LF	108		125		109							342		896		
633-1-122	FIBER OPTIC CABLE, F&I, UNDERGROUND, 13-48 FIBERS	LF							110					110		110		
633-1-123	FIBER OPTIC CABLE, F&I, UNDERGROUND, 49-96 FIBERS	LF	1552		1581		1599		988					5720		26359		
633-2-31	FIBER OPTIC CONNECTION, INSTALL, SPLICE	EA	24		24		24		48					120		198		
633-3-11	FIBER OPTIC CONNECTION HARDWARE, F&I, SPLICE ENCLOSURE	EA	1		1		1		1					4		8		
633-3-12	FIBER OPTIC CONNECTION HARDWARE, F&I, SPLICE TRAY	EA	2		2		2		4					10		17		
633-3-15	FIBER OPTIC CONNECTION HARDWARE, F&I, PRETERMINATED PATCH PANEL	EA	1		1		1		1					4		7		
635-2-11	PULL & SPLICE BOX, FURNISH & INSTALL, 13" X 24" COVER SIZE	EA	2		12		9		7					30		79		
635-2-12	PULL & SPLICE BOX, FURNISH & INSTALL, 24" X 36" COVER SIZE	EA	1		4		2		1					8		18		
635-2-13	PULL & SPLICE BOX, FURNISH & INSTALL, 30" X 60" RECTANGULAR COVER SIZE	EA	1		1		1		1					4		11		
635-3-13	JUNCTION BOX, FURNISH & INSTALL, EMBEDDED	EA														4		
639-1-122	ELECTRICAL POWER SERVICE, F&I, UNDERGROUND METER PURCHASED BY CONTRACTOR	AS					1							1		2		
639-2-1	ELECTRICAL SERVICE WIRE, F&I	LF					17							17		66		
641-2-12	PRESTRESSED CONCRETE POLE, F&I, TYPE P-IIA SERVICE POLE	EA					1							1		2		
641-3-163	CONCRETE CCTV POLE, FURNISH & INSTALL WITH LOWERING DEVICE, 63'	EA					1							1		2		
660-6-121	VEHICLE DETECTION SYSTEM- AVI, BLUETOOTH, FURNISH & INSTALL, CABINET EQUIPMENT	EA			1		1							2		5		
660-6-122	VEHICLE DETECTION SYSTEM- AVI, BLUETOOTH, FURNISH & INSTALL, ABOVE GROUND EQUIPMENT	EA			1		1							2		5		
676-1-500	TRAFFIC CONTROLLER CABINET, ADJUST/MODIFY	EA							1					1		1		
676-2-122	ITS CABINET, F&I, POLE MOUNT WITH SUNSHIELD, 336S, 24"W X 46"H X 22"D	EA					1							1		2		
682-1-143	ITS CCTV CAMERA, F&I, EXTERNAL POSITIONER PTZ - NON-PRESSURIZED, IP, HIGH DEFINITION	EA			1		1							2		5		
684-1-1	MANAGED FIELD ETHERNET SWITCH, F&I	EA	1		1		1		1					4		7		
685-1-11	UNINTERRUPTIBLE POWER SUPPLY, FURNISH AND INSTALL, LINE INTERACTIVE	EA					1		1					2		3		
685-2-1	REMOTE POWER MANAGEMENT UNIT - RPMU, FURNISH & INSTALL	EA					1		1					2		3		

REVISIONS			
DATE	DESCRIPTION	DATE	DESCRIPTION

KEVIN R. CAREY, P.E.
P.E. LICENSE NUMBER 61635
FALLER, DAVIS & ASSOCIATES, INC.
2301 MAITLAND CENTER PARKWAY, SUITE 265
MAITLAND, FL 32751



OSCEOLA COUNTY TRANSIT AND TRANSPORTATION
1 COURTHOUSE SQUARE, SUITE 3100
KISSIMMEE, FLORIDA 34741-5488
PHONE:(407) 742-0662 FAX:(407) 742-0600

TABULATION OF QUANTITIES (2)

SHEET NO.
IT-4

THE OFFICIAL RECORD OF THIS SHEET IS THE ELECTRONIC FILE DIGITALLY SIGNED AND SEALED UNDER RULE 61G15-23.004, F.A.C.

GENERAL NOTES:

1. CONTACT OSCEOLA COUNTY (407-742-0565) TWO BUSINESS DAYS PRIOR TO BEGINNING WORK. THE MAINTAINING AGENCY IS OSCEOLA COUNTY.
2. SCHEDULE AN INTEGRATION MEETING WITH OSCEOLA COUNTY TWO BUSINESS DAYS IN ADVANCE OF ACTIVATING THE DEVICES ON THE FDOT NETWORK.
3. SCHEDULE A MEETING WITH OSCEOLA COUNTY NETWORK ENGINEERING STAFF TWO DAYS PRIOR TO ACCESSING OR SPLICING ANY FOC.
4. UTILITY INFORMATION IS PROVIDED IN THE ROADWAY PLAN SET.

CABLING NOTES:

1. POWER CABLES AND COMMUNICATIONS CABLES SHALL NOT OCCUPY THE SAME CABLE MANAGEMENT RACEWAY.
2. ALL CABLE MANAGEMENT EQUIPMENT SHALL HAVE BRACKETS THAT ALLOW THE CABLE MANAGEMENT EQUIPMENT TO CONNECT TO THE RACK WHILE STILL ALLOWING OTHER EQUIPMENT TO BE INSTALLED OR REMOVED WITHOUT HAVING TO ADJUST OR REMOVE THE CABLE MANAGEMENT EQUIPMENT. ZIP TIES ARE NOT ALLOWED ON ANY COMMUNICATIONS CABLING. IF CABLES NEED TO BE SECURED OUTSIDE THE CABLE MANAGEMENT EQUIPMENT (I.E. PANDUIT, NEAT PATCH, ETC), THEN VELCRO IS ACCEPTABLE FOR THIS PURPOSE.
3. END OF REEL SPLICES SHALL OCCUR AT A SPLICE VAULT THAT IS ADJACENT TO A LOCAL HUB. SPACING BETWEEN END OF REEL SPLICES SHALL BE NO LESS THAN 25,000 LINEAR FEET APART.
4. SLACK FIBER OPTIC CABLE SHALL NOT BE STORED IN THE TRAFFIC SIGNAL CONTROLLER OR ITS CABINETS.

CONDUIT:

1. HDPE CONDUIT COLOR CODES:
 - BACKBONE:
 1. BLUE (FIBER & COMPOSITE IF REQUIRED)
 2. BLUE W/WHITE STRIPE (LOCATE TONE WIRE)
 - DROP CABLE:
 1. BLUE (FIBER & COMPOSITE IF REQUIRED)
 2. BLUE W/WHITE STRIPE (LOCATE TONE WIRE)
 - POWER:
 1. RED
 2. RED W/WHITE STRIPE (SPARE)

PULL BOXES:

1. THE STACKING OF PULL BOXES IS NOT ALLOWED.
2. INSTALL WIRE GROUNDING UNITS (WGU) AT EACH SPLICE VAULT.


















FIBER:

1. AN ADDITIONAL 10,000' OF FOC IS PROVIDED IN THE SPARE CONDUIT AND STORED IN PULL BOXES BETWEEN STA. 74+93 AND STA. 151+41 FOR THE OSCEOLA COUNTY FIBER TRUNK LINE BEING INSTALLED UNDER FPID 445415-3-58-01.

LIGHTING DESIGN:

1. THE LOCATION OF THE CONDUITS AND PULL BOXES ARE DIAGRAMMATIC ONLY AND MAY BE SHIFTED BY THE ENGINEER TO ACCOMMODATE LOCAL CONDITIONS AND EXISTING UTILITY LOCATIONS.
2. LIGHTING CONDUIT AND PULL BOXES TO BE INSTALLED AS SHOWN IN THE PLANS FOR FUTURE LIGHT POLE INSTALLATIONS BY KISSIMMEE UTILITY AUTHORITY (KUA) AND ORLANDO UTILITIES COMMISSION (OUC).

LEGEND:

-  PROPOSED POWER SERVICE POLE/POWER SERVICE
-  EXISTING EMBEDDED JUNCTION BOX
-  PROPOSED EMBEDDED JUNCTION BOX
-  PROPOSED PULL BOX
-  PROPOSED FOC PULL BOX
-  PROPOSED FOC RECTANGULAR VAULT
-  EXISTING FOC RECTANGULAR VAULT
-  PROPOSED CCTV CAMERA POLE
-  PROPOSED CCTV CAMERA
-  PROPOSED BLUETOOTH READER ATTACHED TO SIGNAL CABINET
-  EXISTING TRAFFIC CONTROLLER CABINET
-  PROPOSED POLE MOUNTED ITS 336S CABINET
-  SC TO SC PATCH CORDS
-  PROPOSED OPEN TRENCH CONDUIT
-  PROPOSED DIRECTIONAL BORE CONDUIT
-  PROPOSED EMBEDDED CONDUIT
-  EXISTING EMBEDDED CONDUIT

ABBREVIATIONS

- BT BLUETOOTH
- CCTV CLOSED CIRCUIT TELEVISION
- DC DIRECT CURRENT
- FOC FIBER OPTIC CABLE
- MFES MANAGED FIELD ETHERNET SWITCH
- MMU MALFUNCTION MANAGEMENT UNIT
- RPMU REMOTE POWER MANAGEMENT UNIT
- RX RECEIVE
- SM SINGLE MODE
- SPD SURGE PROTECTION DEVICE
- TX TRANSMIT
- UPS UNINTERRUPTIBLE POWER SUPPLY
- VAC VOLTAGE ALTERNATING CURRENT

SPLICE DIAGRAM LEGEND

- = EXISTING FUSION SPLICE
- = PROPOSED FUSION SPLICE
- × = COIL WITHIN SPLICE ENCLOSURE
- SM = SINGLE MODE
- FOC = FIBER OPTIC CABLE
- BL = BLUE
- OR = ORANGE
- GR = GREEN
- BR = BROWN
- SL = SLATE
- WH = WHITE
- RE = RED
- BLK = BLACK
- YL = YELLOW
- VI = VIOLET
- RO = ROSE
- AQ = AQUA

DEVICE INFORMATION SUMMARY

ITS HUB NO:	INTERSECTING ROAD	STA.	CABINET REQUIRED	SPLICE DIAGRAM	MOUNTING DETAILS	WIRING DIAGRAMS
-	AMES HAVEN ROAD	103+24, 64' LT	PROPOSED TRAFFIC CONTROLLER CABINET	1	2	2
-	TOHOQUA BOULEVARD	113+08, 75' RT	PROPOSED TRAFFIC CONTROLLER CABINET	1	2	2
2	BETSY ROSS LANE	148+12, 63' LT	336S	1	1	1
-	SERGEANT GRAHAM DRIVE	166+20, 67' LT	PROPOSED TRAFFIC CONTROLLER CABINET	1	N/A	2
-	OLD CANOE CREEK ROAD	180+42, 73' LT	PROPOSED TRAFFIC CONTROLLER CABINET	1	2	2
3	FRANKLIN STREET	194+01, 37' LT	336S	1	1	1
-	US HIGHWAY 192/441	207+89, 68' LT	EXISTING TRAFFIC CONTROLLER CABINET	2	N/A	N/A

KUA NOTES:

1. ELECTRICAL SERVICE WILL NOT BE ENERGIZED UNTIL:
 1. SPECIFICATIONS AND REQUIREMENTS ARE MET.
 2. A CONTRACT FOR ELECTRICAL SERVICE HAS BEEN MADE. (CALL KUA CUSTOMER SERVICE AT (407) 933-9800)
 3. THE ELECTRICAL SERVICE HAS PASSED LOCAL AUTHORITY INSPECTION AND KUA HAS BEEN NOTIFIED BY THAT AUTHORITY.
2. KUA SPEC BOOK --> <https://kua.com/wp-content/uploads/2022/05/Electric-Service-and-Metering-Requirements-5-4-2022-.pdf>
3. COMMERCIAL SERVICES, THE POINT OF SERVICE IS THE SERVICE/TRANSFORMER/SECONDARY BOX. THEREFORE, IT IS THE RESPONSIBILITY OF THE OWNER/DEVELOPER TO FURNISH, INSTALL, AND MAINTAIN THE ELECTRIC SERVICE CONDUIT AND CONDUCTOR.
4. WHERE ELECTRICAL CONDUIT IS REQUIRED FOR USE IN KUA'S INFRASTRUCTURE, KUA'S CONDUIT INSPECTOR WILL NEED TO BE CONTACTED TO INSPECT THEM FOR PROPER DEPTH. FOR CONDUIT INSPECTIONS CALL (407) 933-777 EXT. 6604.

OUC NOTES:

1. PERMANENT ELECTRIC SERVICE IS THE FINAL ELECTRIC SERVICE REQUIRED TO BRING THE BUILDING TO COMPLETION FOR OCCUPANCY. CALL OUC'S COMMERCIAL SERVICE REPRESENTATIVES, 407.423.9018, TO ESTABLISH THE AMOUNT OF SECURITY DEPOSIT REQUIRED TO BE PAID FOR THE APPLICATION OF THE PERMANENT ELECTRIC METER INSTALLATION. IT IS THE RESPONSIBILITY OF THE OWNER/CONTRACTOR/DEVELOPER TO REQUEST A FINAL ELECTRICAL INSPECTION FROM THE CITY/COUNTY. IF OUC HAS NOT RECEIVED AN INSPECTION CLEARANCE, SERVICES WILL NOT BE ENERGIZED AND METERS WILL NOT BE SET. THE CITY/COUNTY MUST BE CONTACTED TO PURSUE THE REASON WHY A CLEARANCE WAS NOT RECEIVED. WHEN THE FINAL INSPECTION CLEARANCE AND APPLICATION HAVE BEEN RECEIVED, OUC WILL ATTEMPT TO INSTALL A METER(S) WITHIN TEN (10) TO TWELVE (12) BUSINESS DAYS.
2. TEN (10) TO TWELVE (12) DAYS NOTICE IS NECESSARY FOR OUC TO RUN THE PERMANENT SERVICE.
3. OUC SPEC BOOK: https://www.ouc.com/docs/development-services-documents/elec_digital_mtr_install_req_2022.pdf?sfvrsn=36199e4f_8

REVISIONS

DATE	DESCRIPTION	DATE	DESCRIPTION

KEVIN R. CAREY, P.E.
 P.E. LICENSE NUMBER 61635
 FALLER, DAVIS & ASSOCIATES, INC.
 2301 MAITLAND CENTER PARKWAY, SUITE 265
 MAITLAND, FL 32751



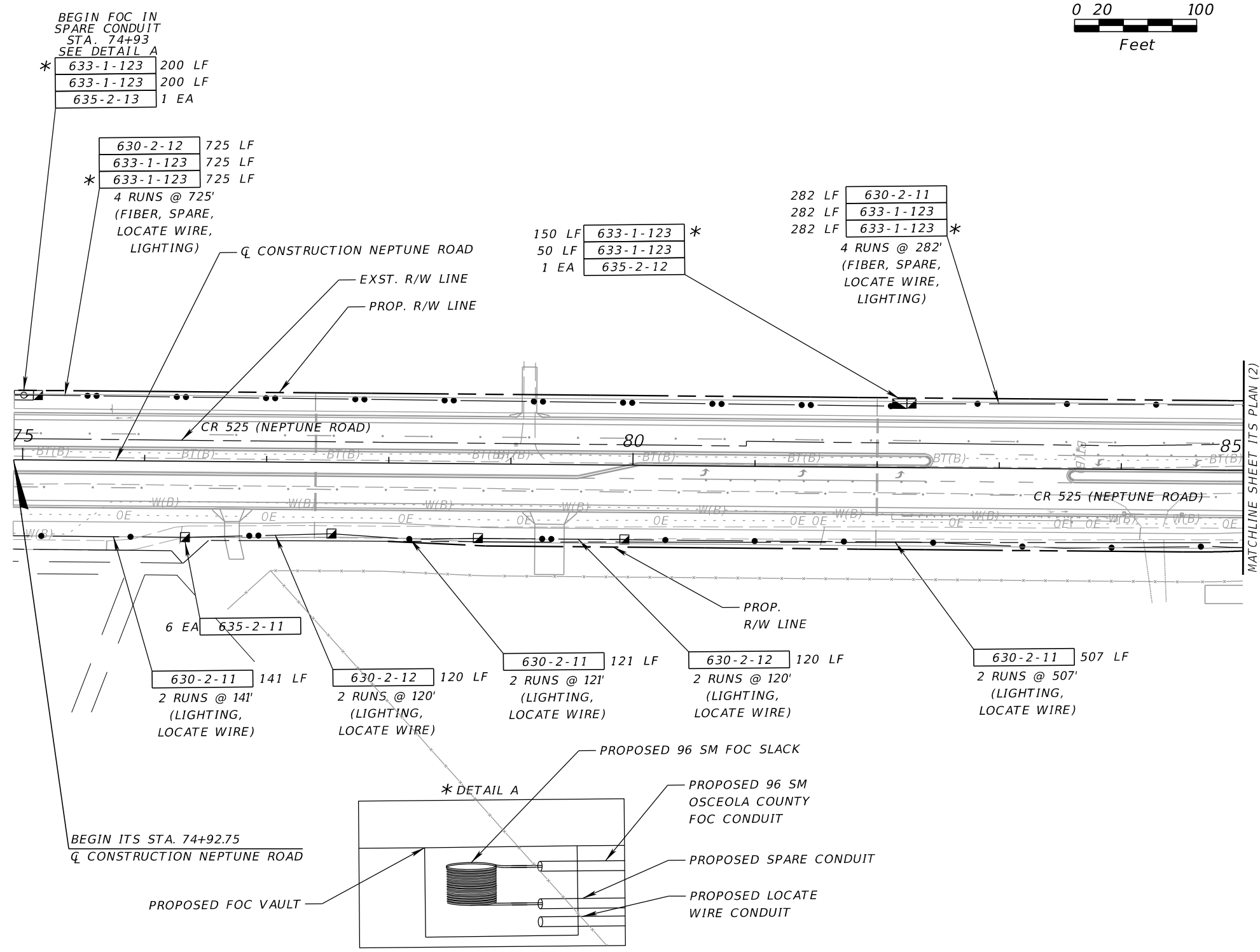
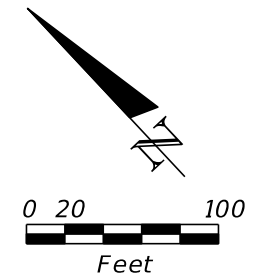
OSCEOLA COUNTY TRANSIT AND TRANSPORTATION
 1 COURTHOUSE SQUARE, SUITE 3100
 KISSIMMEE, FLORIDA 34741-5488
 PHONE:(407) 742-0662 FAX:(407) 742-0600

GENERAL NOTES

SHEET NO.


IT-5

* SEE FIBER NOTE 1 ON THE GENERAL NOTES SHEET



REVISIONS			
DATE	DESCRIPTION	DATE	DESCRIPTION

KEVIN R. CAREY, P.E.
 P.E. LICENSE NUMBER 61635
 FALLER, DAVIS & ASSOCIATES, INC.
 2301 MAITLAND CENTER PARKWAY, SUITE 265
 MAITLAND, FL 32751



OSCEOLA COUNTY TRANSIT
 AND TRANSPORTATION

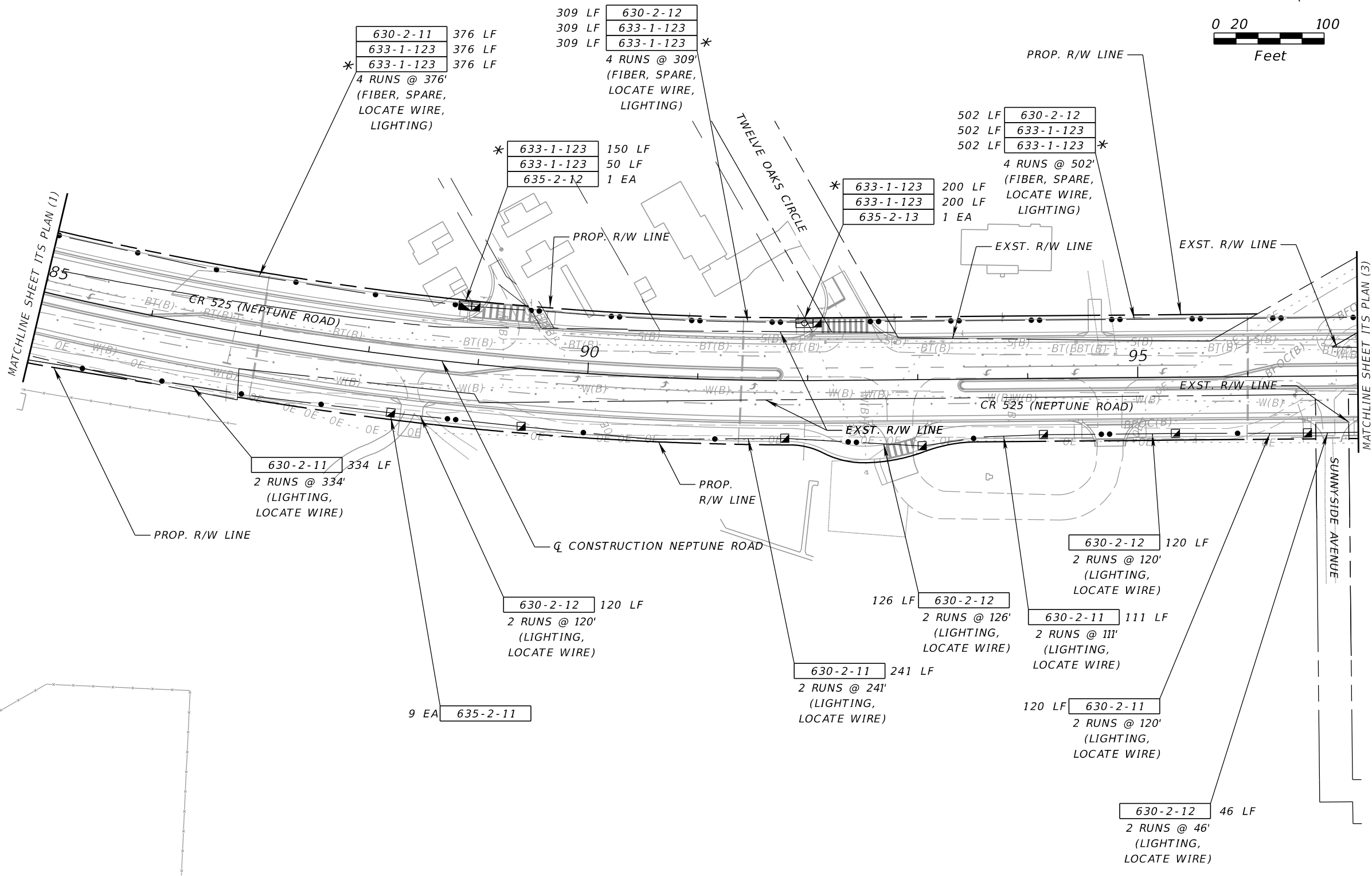
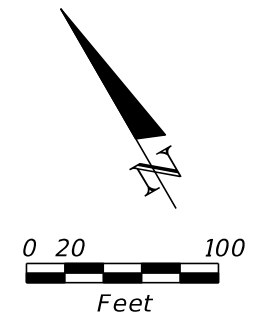
1 COURTHOUSE SQUARE, SUITE 3100
 KISSIMMEE, FLORIDA 34741-5488
 PHONE:(407) 742-0662 FAX:(407) 742-0600

ITS PLAN (1)

SHEET NO.
 IT-6

THE OFFICIAL RECORD OF THIS SHEET IS THE ELECTRONIC FILE DIGITALLY SIGNED AND SEALED UNDER RULE 61G15-23.004, F.A.C.

* SEE FIBER NOTE 1 ON THE GENERAL NOTES SHEET



REVISIONS			
DATE	DESCRIPTION	DATE	DESCRIPTION

KEVIN R. CAREY, P.E.
P.E. LICENSE NUMBER 61635
FALLER, DAVIS & ASSOCIATES, INC.
2301 MAITLAND CENTER PARKWAY, SUITE 265
MAITLAND, FL 32751



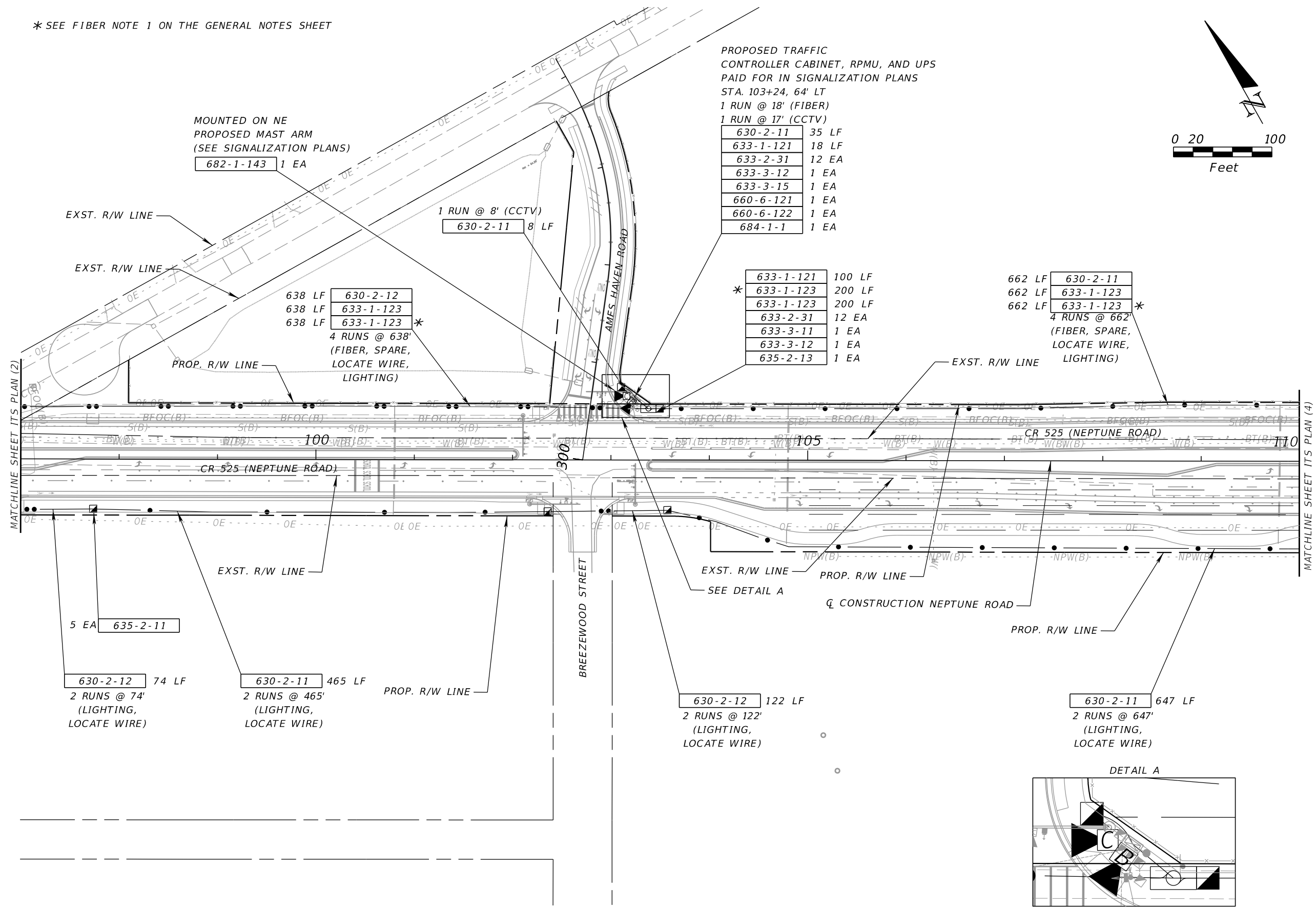
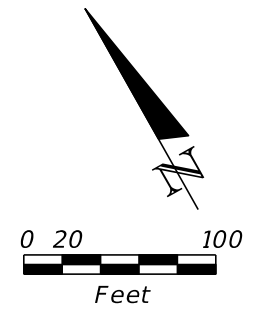
OSCEOLA COUNTY TRANSIT AND TRANSPORTATION
1 COURTHOUSE SQUARE, SUITE 3100
KISSIMMEE, FLORIDA 34741-5488
PHONE:(407) 742-0662 FAX:(407) 742-0600

ITS PLAN (2)

SHEET NO.
IT-7

THE OFFICIAL RECORD OF THIS SHEET IS THE ELECTRONIC FILE DIGITALLY SIGNED AND SEALED UNDER RULE 61G15-23.004, F.A.C.

* SEE FIBER NOTE 1 ON THE GENERAL NOTES SHEET



PROPOSED TRAFFIC CONTROLLER CABINET, RPMU, AND UPS PAID FOR IN SIGNALIZATION PLANS
 STA. 103+24, 64' LT
 1 RUN @ 18' (FIBER)
 1 RUN @ 17' (CCTV)

630-2-11	35 LF
633-1-121	18 LF
633-2-31	12 EA
633-3-12	1 EA
633-3-15	1 EA
660-6-121	1 EA
660-6-122	1 EA
684-1-1	1 EA

633-1-121	100 LF
* 633-1-123	200 LF
633-1-123	200 LF
633-2-31	12 EA
633-3-11	1 EA
633-3-12	1 EA
635-2-13	1 EA

662 LF	630-2-11
662 LF	633-1-123
662 LF	633-1-123 *
4 RUNS @ 662' (FIBER, SPARE, LOCATE WIRE, LIGHTING)	

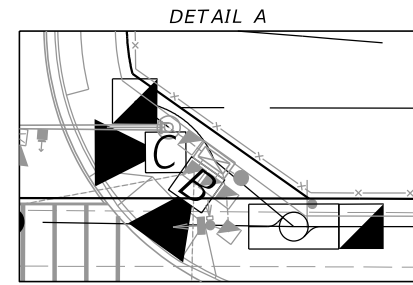
638 LF	630-2-12
638 LF	633-1-123
638 LF	633-1-123 *
4 RUNS @ 638' (FIBER, SPARE, LOCATE WIRE, LIGHTING)	

5 EA	635-2-11
630-2-12	74 LF
2 RUNS @ 74' (LIGHTING, LOCATE WIRE)	

630-2-11	465 LF
2 RUNS @ 465' (LIGHTING, LOCATE WIRE)	


630-2-12	122 LF
2 RUNS @ 122' (LIGHTING, LOCATE WIRE)	

630-2-11	647 LF
2 RUNS @ 647' (LIGHTING, LOCATE WIRE)	



REVISIONS			
DATE	DESCRIPTION	DATE	DESCRIPTION

KEVIN R. CAREY, P.E.
 P.E. LICENSE NUMBER 61635
 FALLER, DAVIS & ASSOCIATES, INC.
 2301 MAITLAND CENTER PARKWAY, SUITE 265
 MAITLAND, FL 32751



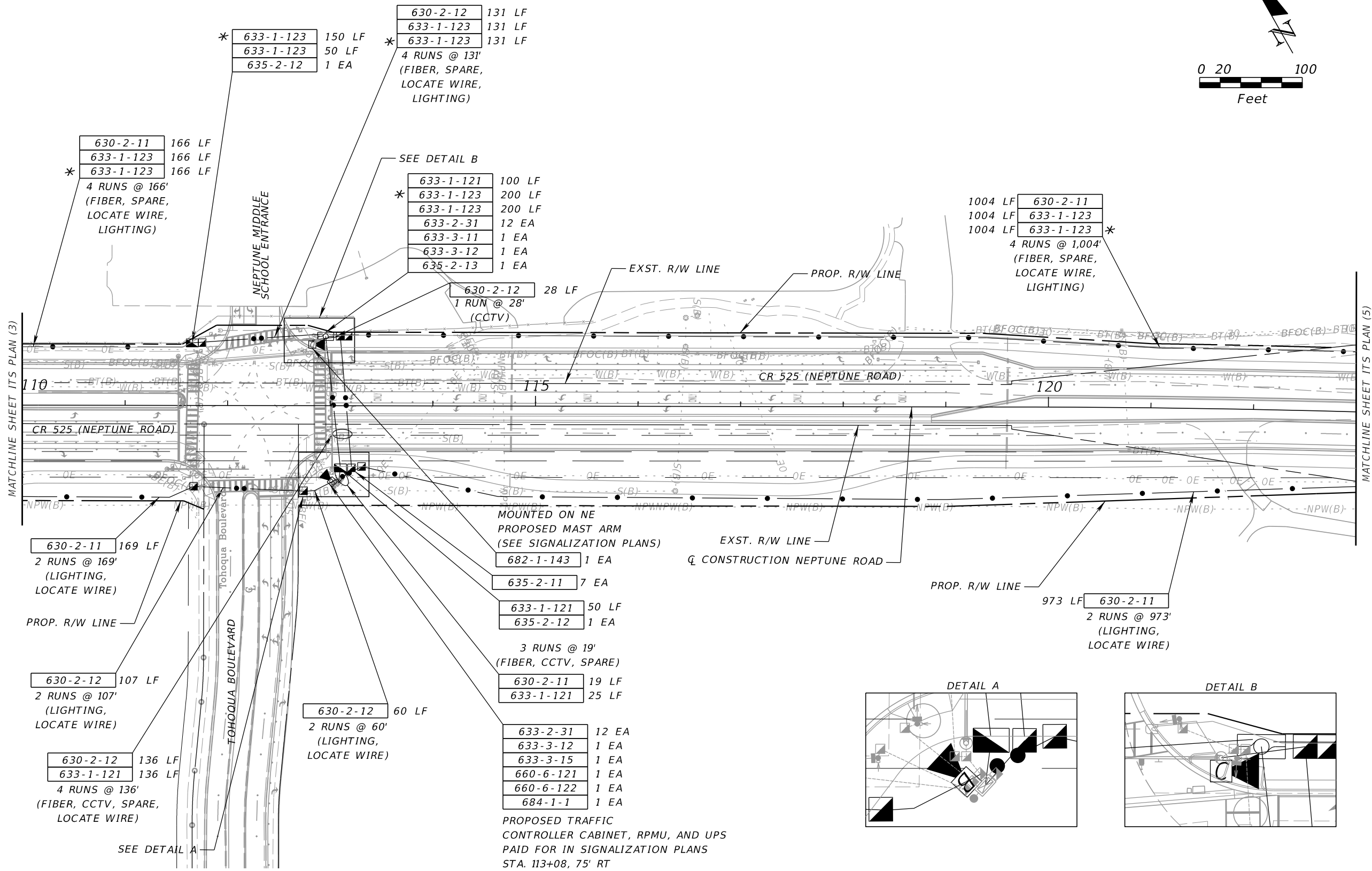
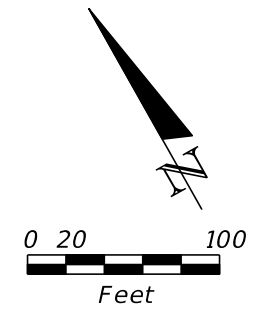
OSCEOLA COUNTY TRANSIT AND TRANSPORTATION
 1 COURTHOUSE SQUARE, SUITE 3100
 KISSIMMEE, FLORIDA 34741-5488
 PHONE:(407) 742-0662 FAX:(407) 742-0600

ITS PLAN (3)

SHEET NO.
IT-8

THE OFFICIAL RECORD OF THIS SHEET IS THE ELECTRONIC FILE DIGITALLY SIGNED AND SEALED UNDER RULE 61G15-23.004, F.A.C.

* SEE FIBER NOTE 1 ON THE GENERAL NOTES SHEET



630-2-12 107 LF
2 RUNS @ 107'
(LIGHTING, LOCATE WIRE)

630-2-12 136 LF
633-1-121 136 LF
4 RUNS @ 136'
(FIBER, CCTV, SPARE, LOCATE WIRE)

* 633-1-123 150 LF
633-1-123 50 LF
635-2-12 1 EA

630-2-12 131 LF
633-1-123 131 LF
* 633-1-123 131 LF
4 RUNS @ 131'
(FIBER, SPARE, LOCATE WIRE, LIGHTING)

SEE DETAIL B
* 633-1-121 100 LF
633-1-123 200 LF
633-1-123 200 LF
633-2-31 12 EA
633-3-11 1 EA
633-3-12 1 EA
635-2-13 1 EA

630-2-12 28 LF
1 RUN @ 28'
(CCTV)

1004 LF 630-2-11
1004 LF 633-1-123
1004 LF 633-1-123 *
4 RUNS @ 1,004'
(FIBER, SPARE, LOCATE WIRE, LIGHTING)

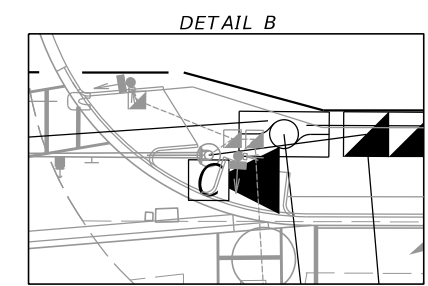
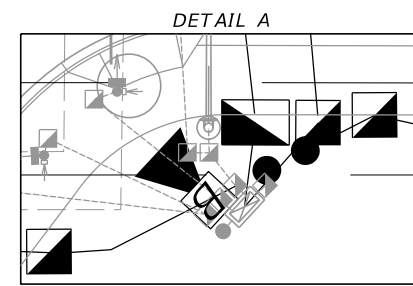
MOUNTED ON NE PROPOSED MAST ARM
(SEE SIGNALIZATION PLANS)

682-1-143 1 EA
635-2-11 7 EA
633-1-121 50 LF
635-2-12 1 EA

3 RUNS @ 19'
(FIBER, CCTV, SPARE)
630-2-11 19 LF
633-1-121 25 LF


633-2-31 12 EA
633-3-12 1 EA
633-3-15 1 EA
660-6-121 1 EA
660-6-122 1 EA
684-1-1 1 EA

PROPOSED TRAFFIC CONTROLLER CABINET, RPMU, AND UPS PAID FOR IN SIGNALIZATION PLANS STA. 113+08, 75' RT



REVISIONS			
DATE	DESCRIPTION	DATE	DESCRIPTION

KEVIN R. CAREY, P.E.
P.E. LICENSE NUMBER 61635
FALLER, DAVIS & ASSOCIATES, INC.
2301 MAITLAND CENTER PARKWAY, SUITE 265
MAITLAND, FL 32751



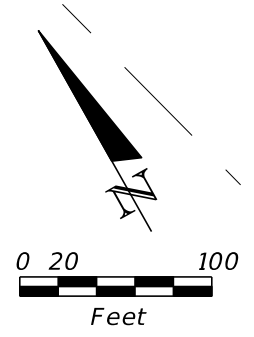
OSCEOLA COUNTY TRANSIT AND TRANSPORTATION
1 COURTHOUSE SQUARE, SUITE 3100
KISSIMMEE, FLORIDA 34741-5488
PHONE: (407) 742-0662 FAX: (407) 742-0600

ITS PLAN (4)

SHEET NO.
IT-9

THE OFFICIAL RECORD OF THIS SHEET IS THE ELECTRONIC FILE DIGITALLY SIGNED AND SEALED UNDER RULE 61G15-23.004, F.A.C.

* SEE FIBER NOTE 1 ON THE GENERAL NOTES SHEET



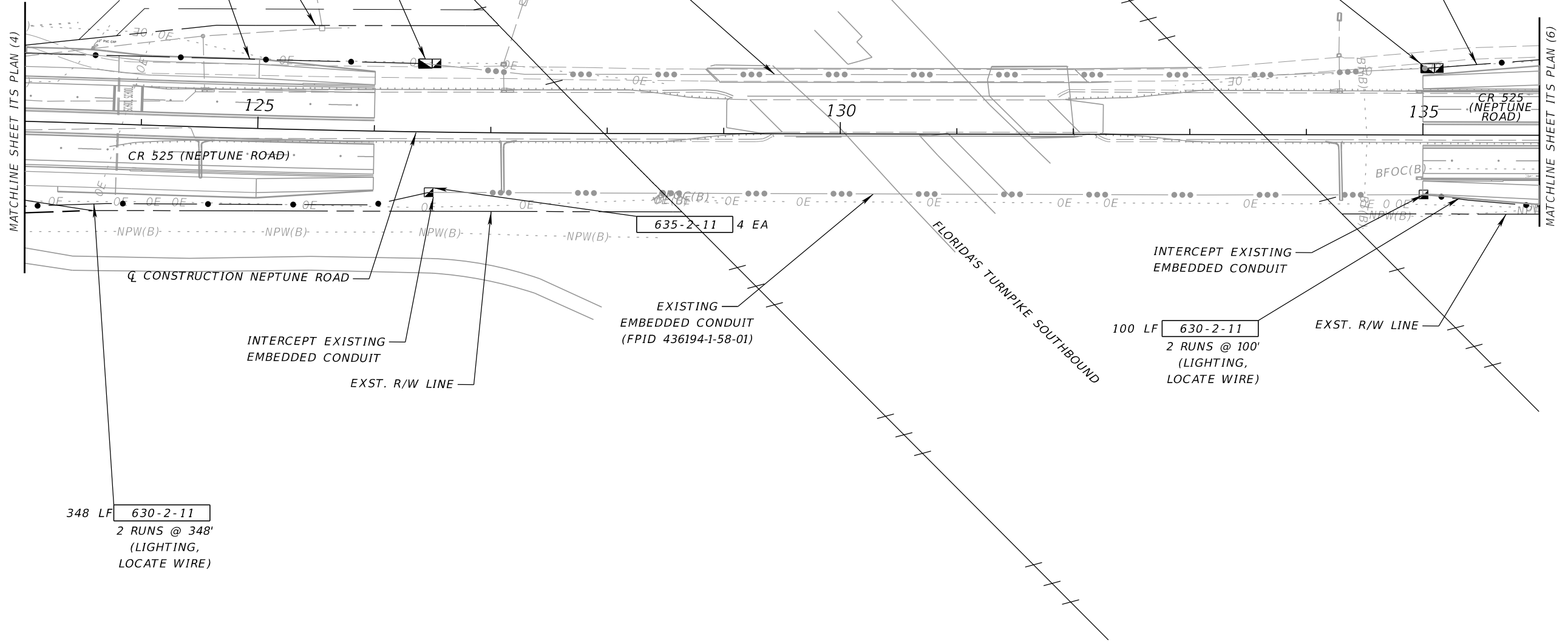
4 RUNS @ 97'
(FIBER, SPARE,
LOCATE WIRE,
LIGHTING)
97 LF 630-2-11
97 LF 633-1-123
97 LF 633-1-123 *

INTERCEPT EXISTING
EMBEDDED CONDUIT
* 630-2-11 10 LF
633-1-123 150 LF
633-1-123 60 LF
635-2-12 1 EA

EXISTING
EMBEDDED CONDUIT
(FPID 436194-1-58-01)
861 LF 633-1-123 *
861 LF 633-1-123

INTERCEPT EXISTING
EMBEDDED CONDUIT
* 630-2-11 10 LF
633-1-123 150 LF
633-1-123 60 LF
635-2-12 1 EA

344 LF 630-2-11
344 LF 633-1-123
344 LF 633-1-123 *
4 RUNS @ 344'
(FIBER, SPARE,
LOCATE WIRE,
LIGHTING)




348 LF 630-2-11
2 RUNS @ 348'
(LIGHTING,
LOCATE WIRE)

100 LF 630-2-11
2 RUNS @ 100'
(LIGHTING,
LOCATE WIRE)

REVISIONS			
DATE	DESCRIPTION	DATE	DESCRIPTION

KEVIN R. CAREY, P.E.
P.E. LICENSE NUMBER 61635
FALLER, DAVIS & ASSOCIATES, INC.
2301 MAITLAND CENTER PARKWAY, SUITE 265
MAITLAND, FL 32751



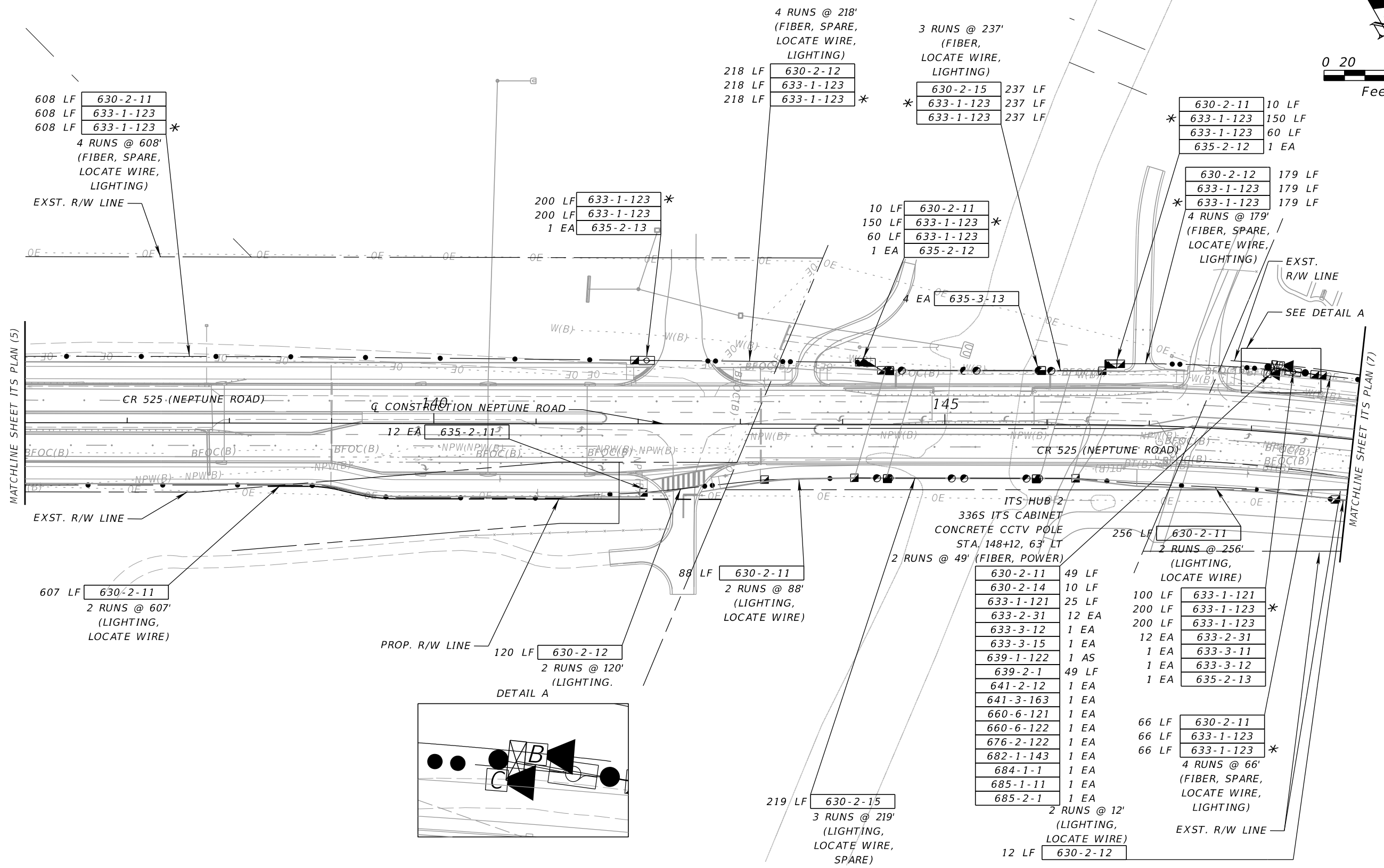
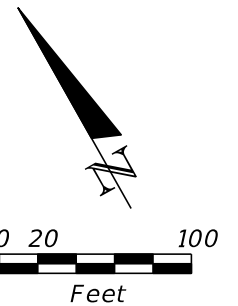
OSCEOLA COUNTY TRANSIT
AND TRANSPORTATION
1 COURTHOUSE SQUARE, SUITE 3100
KISSIMMEE, FLORIDA 34741-5488
PHONE:(407) 742-0662 FAX:(407) 742-0600

ITS PLAN (5)

SHEET
NO.
IT-10

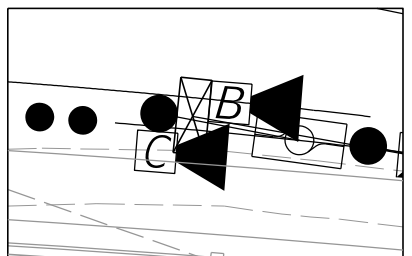
THE OFFICIAL RECORD OF THIS SHEET IS THE ELECTRONIC FILE DIGITALLY SIGNED AND SEALED UNDER RULE 61G15-23.004, F.A.C.

* SEE FIBER NOTE 1 ON THE GENERAL NOTES SHEET



MATCHLINE SHEET ITS PLAN (5)

MATCHLINE SHEET ITS PLAN (7)



REVISIONS			
DATE	DESCRIPTION	DATE	DESCRIPTION

KEVIN R. CAREY, P.E.
 P.E. LICENSE NUMBER 61635
 FALLER, DAVIS & ASSOCIATES, INC.
 2301 MAITLAND CENTER PARKWAY, SUITE 265
 MAITLAND, FL 32751



OSCEOLA COUNTY TRANSIT
 AND TRANSPORTATION

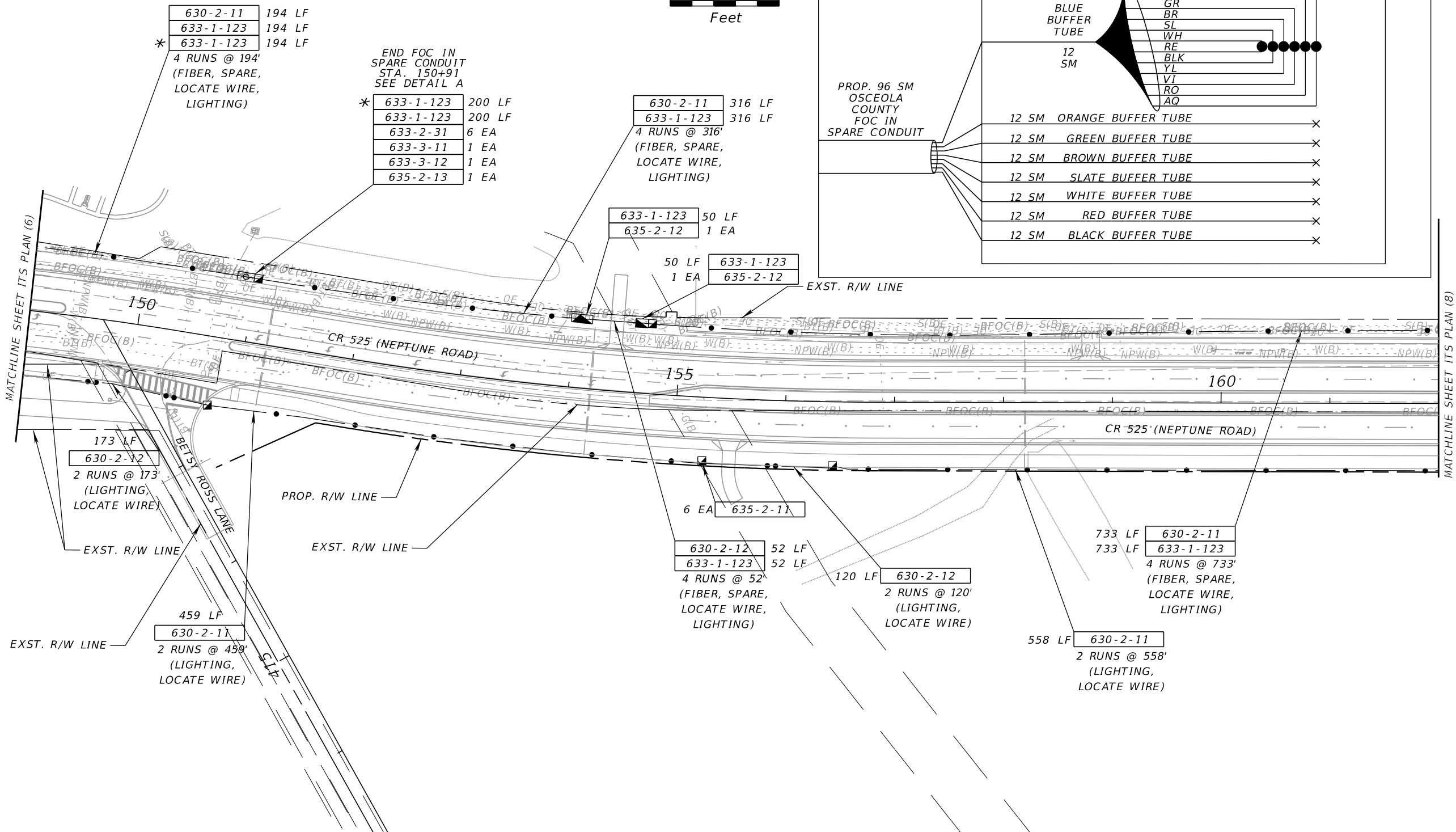
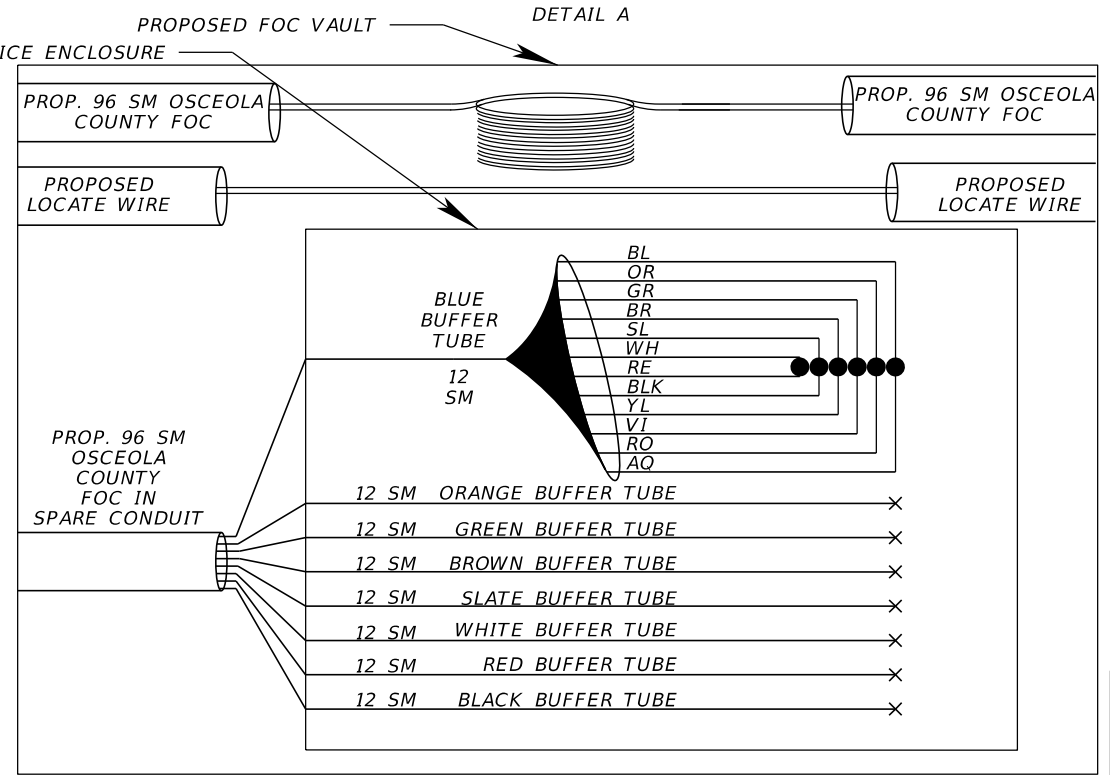
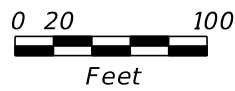
1 COURTHOUSE SQUARE, SUITE 3100
 KISSIMMEE, FLORIDA 34741-5488
 PHONE:(407) 742-0662 FAX:(407) 742-0600

ITS PLAN (6)

SHEET NO.
IT-11

THE OFFICIAL RECORD OF THIS SHEET IS THE ELECTRONIC FILE DIGITALLY SIGNED AND SEALED UNDER RULE 61G15-23.004, F.A.C.

* SEE FIBER NOTE 1 ON THE GENERAL NOTES SHEET



173 LF
630-2-12
2 RUNS @ 173'
(LIGHTING, LOCATE WIRE)

EXST. R/W LINE

459 LF
630-2-11
2 RUNS @ 459'
(LIGHTING, LOCATE WIRE)

52 LF
630-2-12
52 LF
633-1-123
4 RUNS @ 52'
(FIBER, SPARE, LOCATE WIRE, LIGHTING)


120 LF
630-2-12
2 RUNS @ 120'
(LIGHTING, LOCATE WIRE)

733 LF
630-2-11
733 LF
633-1-123
4 RUNS @ 733'
(FIBER, SPARE, LOCATE WIRE, LIGHTING)

558 LF
630-2-11
2 RUNS @ 558'
(LIGHTING, LOCATE WIRE)

REVISIONS			
DATE	DESCRIPTION	DATE	DESCRIPTION

KEVIN R. CAREY, P.E.
P.E. LICENSE NUMBER 61635
FALLER, DAVIS & ASSOCIATES, INC.
2301 MAITLAND CENTER PARKWAY, SUITE 265
MAITLAND, FL 32751



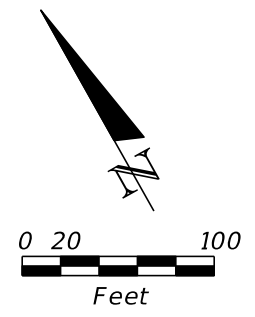
OSCEOLA COUNTY TRANSIT AND TRANSPORTATION

1 COURTHOUSE SQUARE, SUITE 3100
KISSIMMEE, FLORIDA 34741-5488
PHONE:(407) 742-0662 FAX:(407) 742-0600

ITS PLAN (7)

SHEET NO.
IT-12

THE OFFICIAL RECORD OF THIS SHEET IS THE ELECTRONIC FILE DIGITALLY SIGNED AND SEALED UNDER RULE 61G15-23.004, F.A.C.



PROPOSED TRAFFIC
CONTROLLER CABINET, RPMU, AND UPS
PAID FOR IN SIGNALIZATION PLANS
STA. 166+20, 67' LT
1 RUN @ 8' (FIBER)

- | | |
|--------|-----------|
| 8 LF | 630-2-11 |
| 108 LF | 633-1-121 |
| 200 LF | 633-1-123 |
| 24 EA | 633-2-31 |
| 1 EA | 633-3-11 |
| 2 EA | 633-3-12 |
| 1 EA | 633-3-15 |
| 1 EA | 635-2-13 |
| 1 EA | 684-1-1 |
- 426 LF 630-2-11
426 LF 633-1-123
4 RUNS @ 426'
(FIBER, SPARE,
LOCATE WIRE,
LIGHTING)

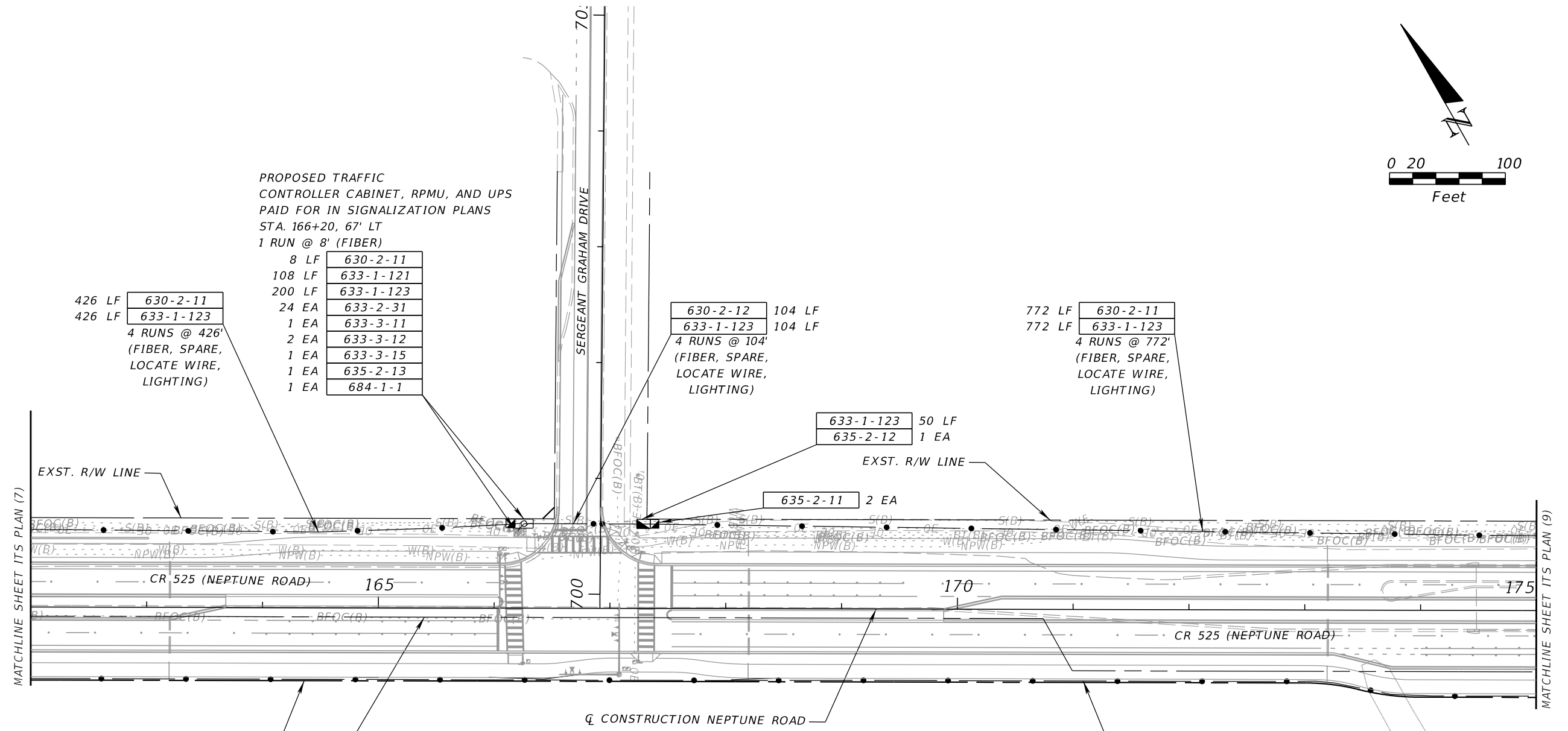
- | | |
|--------|-----------|
| 104 LF | 630-2-12 |
| 104 LF | 633-1-123 |
- 4 RUNS @ 104'
(FIBER, SPARE,
LOCATE WIRE,
LIGHTING)

- | | |
|--------|-----------|
| 772 LF | 630-2-11 |
| 772 LF | 633-1-123 |
- 4 RUNS @ 772'
(FIBER, SPARE,
LOCATE WIRE,
LIGHTING)

- | | |
|-------|-----------|
| 50 LF | 633-1-123 |
| 1 EA | 635-2-12 |

- | | |
|------|----------|
| 2 EA | 635-2-11 |
|------|----------|

- | | |
|---------|----------|
| 1305 LF | 630-2-11 |
|---------|----------|
- 2 RUNS @ 1305'
(LIGHTING,
LOCATE WIRE)




MATCHLINE SHEET ITS PLAN (7)

MATCHLINE SHEET ITS PLAN (9)

REVISIONS			
DATE	DESCRIPTION	DATE	DESCRIPTION

KEVIN R. CAREY, P.E.
P.E. LICENSE NUMBER 61635
FALLER, DAVIS & ASSOCIATES, INC.
2301 MAITLAND CENTER PARKWAY, SUITE 265
MAITLAND, FL 32751

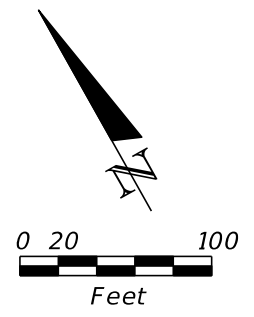


OSCEOLA COUNTY TRANSIT
AND TRANSPORTATION
1 COURTHOUSE SQUARE, SUITE 3100
KISSIMMEE, FLORIDA 34741-5488
PHONE:(407) 742-0662 FAX:(407) 742-0600

ITS PLAN (8)

SHEET NO.
IT-13

THE OFFICIAL RECORD OF THIS SHEET IS THE ELECTRONIC FILE DIGITALLY SIGNED AND SEALED UNDER RULE 61G15-23.004, F.A.C.



4 RUNS @ 95'
(FIBER, SPARE,
LOCATE WIRE,
LIGHTING)
630-2-11 95 LF
633-1-123 95 LF

PROPOSED TRAFFIC
CONTROLLER CABINET, RPMU, UPS, AND MFES
PAID FOR IN SIGNALIZATION PLANS
STA. 180+42, 73' LT
2 RUNS @ 25' (FIBER, CCTV)

633-1-123 50 LF
635-2-12 1 EA

630-2-12 77 LF
633-1-123 77 LF

4 RUNS @ 77'
(FIBER, SPARE,
LOCATE WIRE,
LIGHTING)

633-1-123 50 LF
635-2-12 1 EA

347 LF 630-2-11
347 LF 633-1-123

4 RUNS @ 347'
(FIBER, SPARE,
LOCATE WIRE,
LIGHTING)

100 LF 633-1-121
200 LF 633-1-123

12 EA 633-2-31
1 EA 633-3-11
1 EA 633-3-12
1 EA 635-2-13

630-2-12 191 LF
633-1-123 191 LF

4 RUNS @ 191'
(FIBER, SPARE,
LOCATE WIRE,
LIGHTING)

196 LF 630-2-12
196 LF 633-1-123

4 RUNS @ 196'
(FIBER, SPARE,
LOCATE WIRE,
LIGHTING)

275 LF 630-2-11
275 LF 633-1-123

4 RUNS @ 275'
(FIBER, SPARE,
LOCATE WIRE,
LIGHTING)

633-1-123 50 LF
635-2-12 1 EA

633-1-123 50 LF
635-2-12 1 EA

MATCHLINE SHEET ITS PLAN (10)
CR 525 (NEPTUNE ROAD)

MATCHLINE SHEET ITS PLAN (8)

175

180

185

CR 525 (NEPTUNE ROAD)

SEE DETAIL B

EXIST. R/W LINE

EXIST. R/W LINE

PROP. R/W LINE

EXIST. R/W LINE

PROP. R/W LINE

CONSTRUCTION NEPTUNE ROAD

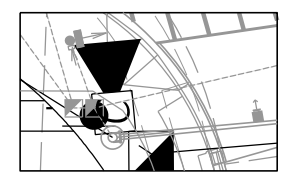
630-2-12 122 LF
3 RUNS @ 122'
(CCTV, SPARE,
LOCATE WIRE)

635-2-11 12 EA

SEE DETAIL A

630-2-11 63 LF
1 RUN @ 63'
(CCTV)

630-2-12 111 LF
2 RUNS @ 111'
(LIGHTING,
LOCATE WIRE)

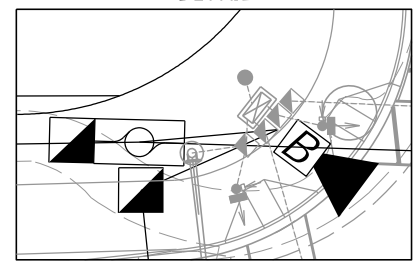


DETAIL A

630-2-11 95 LF
2 RUNS @ 95'
(LIGHTING,
LOCATE WIRE)

630-2-12 120 LF
2 RUNS @ 120'
(LIGHTING,
LOCATE WIRE)

630-2-11 106 LF
2 RUNS @ 106'
(LIGHTING,
LOCATE WIRE)



DETAIL B

MOUNTED ON SW
PROPOSED MAST ARM
(SEE SIGNALIZATION PLANS)
682-1-143 1 EA

630-2-11 602 LF
2 RUNS @ 602'
(LIGHTING,
LOCATE WIRE)

REVISIONS			
DATE	DESCRIPTION	DATE	DESCRIPTION

KEVIN R. CAREY, P.E.
P.E. LICENSE NUMBER 61635
FALLER, DAVIS & ASSOCIATES, INC.
2301 MAITLAND CENTER PARKWAY, SUITE 265
MAITLAND, FL 32751

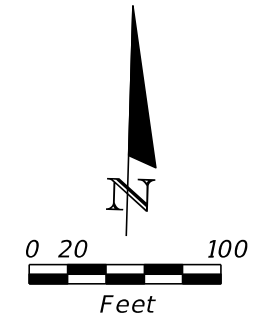
OSCEOLA COUNTY TRANSIT
AND TRANSPORTATION
1 COURTHOUSE SQUARE, SUITE 3100
KISSIMMEE, FLORIDA 34741-5488
PHONE:(407) 742-0662 FAX:(407) 742-0600

ITS PLAN (9)

SHEET NO.
IT-14

THE OFFICIAL RECORD OF THIS SHEET IS THE ELECTRONIC FILE DIGITALLY SIGNED AND SEALED UNDER RULE 61G15-23.004, F.A.C.

ITS HUB 3
 336S ITS CABINET
 CONCRETE CCTV POLE
 STA. 194+01, 37' LT
 3 RUNS @ 27' (CCTV, FIBER, POWER)



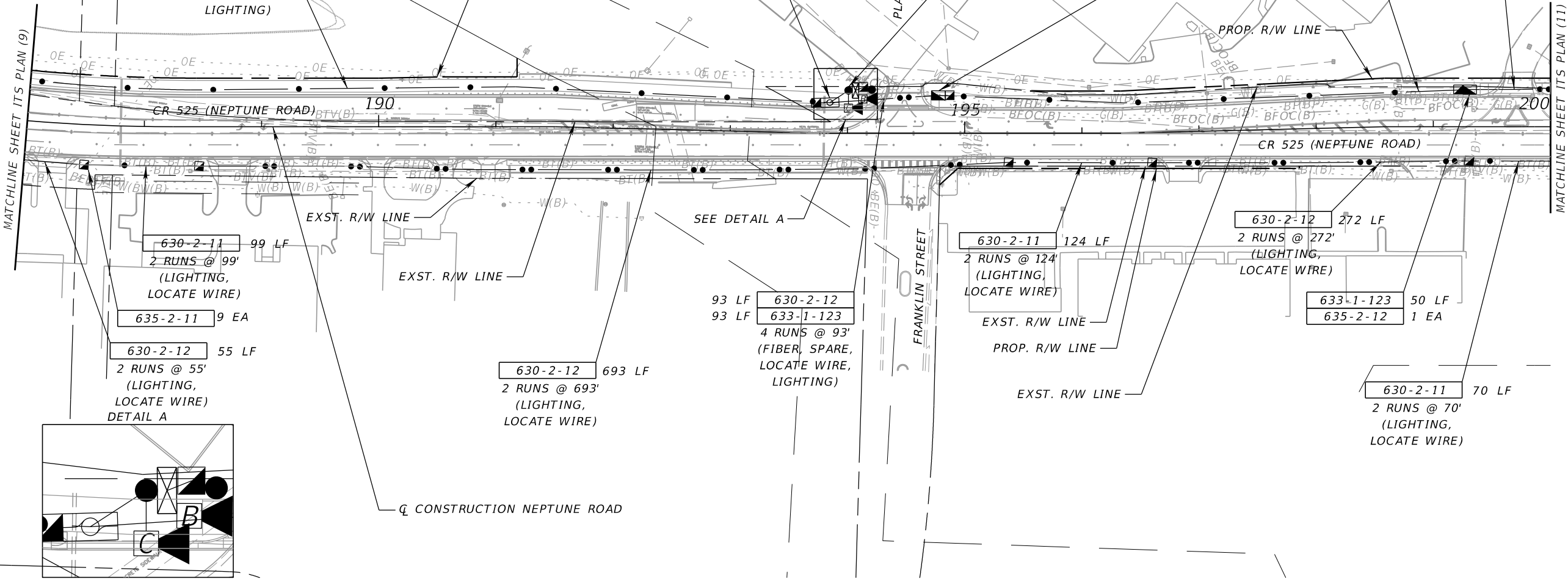
630-2-11	27 LF
630-2-14	20 LF
633-1-121	9 LF
633-2-31	12 EA
633-3-12	1 EA
633-3-15	1 EA
639-1-122	1 AS
639-2-1	17 LF
641-2-12	1 EA
641-3-163	1 EA
660-6-121	1 EA
660-6-122	1 EA
676-2-122	1 EA
682-1-143	1 EA
684-1-1	1 EA
685-1-11	1 EA
685-2-1	1 EA

69 LF	630-2-12
69 LF	633-1-123
4 RUNS @ 69' (FIBER, SPARE, LOCATE WIRE, LIGHTING)	
454 LF	630-2-11
454 LF	633-1-123
4 RUNS @ 454' (FIBER, SPARE, LOCATE WIRE, LIGHTING)	

100 LF	633-1-121
200 LF	633-1-123
12 EA	633-2-31
1 EA	633-3-11
1 EA	633-3-12
1 EA	635-2-13

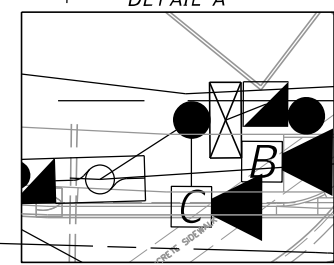
633-1-123	50 LF
635-2-12	1 EA

683 LF	630-2-11
683 LF	633-1-123
4 RUNS @ 683' (FIBER, SPARE, LOCATE WIRE, LIGHTING)	




MATCHLINE SHEET ITS PLAN (9)

MATCHLINE SHEET ITS PLAN (11)



REVISIONS		REVISIONS	
DATE	DESCRIPTION	DATE	DESCRIPTION

KEVIN R. CAREY, P.E.
 P.E. LICENSE NUMBER 61635
 FALLER, DAVIS & ASSOCIATES, INC.
 2301 MAITLAND CENTER PARKWAY, SUITE 265
 MAITLAND, FL 32751

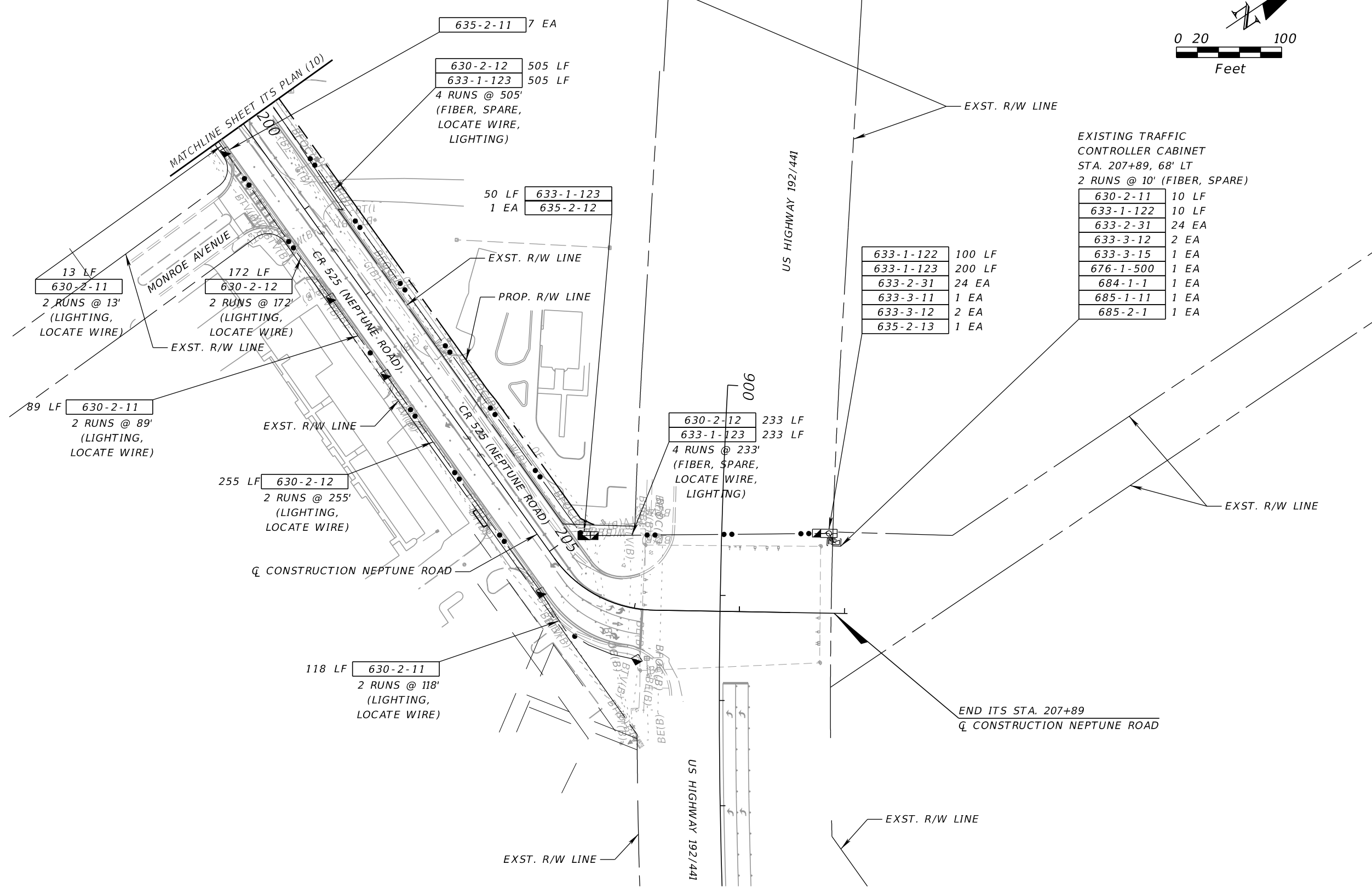
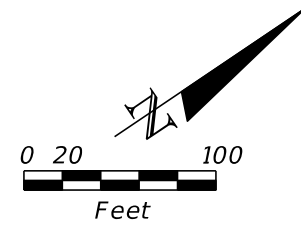


OSCEOLA COUNTY TRANSIT
 AND TRANSPORTATION
 1 COURTHOUSE SQUARE, SUITE 3100
 KISSIMMEE, FLORIDA 34741-5488
 PHONE:(407) 742-0662 FAX:(407) 742-0600

ITS PLAN (10)

SHEET NO.
IT-15

THE OFFICIAL RECORD OF THIS SHEET IS THE ELECTRONIC FILE DIGITALLY SIGNED AND SEALED UNDER RULE 61G15-23.004, F.A.C.



EXISTING TRAFFIC
CONTROLLER CABINET
STA. 207+89, 68' LT
2 RUNS @ 10' (FIBER, SPARE)

630-2-11	10 LF
633-1-122	10 LF
633-2-31	24 EA
633-3-12	2 EA
633-3-15	1 EA
676-1-500	1 EA
684-1-1	1 EA
685-1-11	1 EA
685-2-1	1 EA

633-1-122	100 LF
633-1-123	200 LF
633-2-31	24 EA
633-3-11	1 EA
633-3-12	2 EA
635-2-13	1 EA

630-2-12	233 LF
633-1-123	233 LF

4 RUNS @ 233'
(FIBER, SPARE,
LOCATE WIRE,
LIGHTING)

630-2-11	13 LF
----------	-------

2 RUNS @ 13'
(LIGHTING,
LOCATE WIRE)

630-2-12	172 LF
----------	--------

2 RUNS @ 172'
(LIGHTING,
LOCATE WIRE)

630-2-11	89 LF
----------	-------

2 RUNS @ 89'
(LIGHTING,
LOCATE WIRE)

630-2-12	255 LF
----------	--------

2 RUNS @ 255'
(LIGHTING,
LOCATE WIRE)

630-2-11	118 LF
----------	--------

2 RUNS @ 118'
(LIGHTING,
LOCATE WIRE)


635-2-11	7 EA
630-2-12	505 LF
633-1-123	505 LF

4 RUNS @ 505'
(FIBER, SPARE,
LOCATE WIRE,
LIGHTING)

633-1-123	50 LF
635-2-12	1 EA

REVISIONS			
DATE	DESCRIPTION	DATE	DESCRIPTION

KEVIN R. CAREY, P.E.
P.E. LICENSE NUMBER 61635
FALLER, DAVIS & ASSOCIATES, INC.
2301 MAITLAND CENTER PARKWAY, SUITE 265
MAITLAND, FL 32751



OSCEOLA COUNTY TRANSIT
AND TRANSPORTATION

1 COURTHOUSE SQUARE, SUITE 3100
KISSIMMEE, FLORIDA 34741-5488
PHONE:(407) 742-0662 FAX:(407) 742-0600

ITS PLAN (11)

SHEET
NO.
IT-16

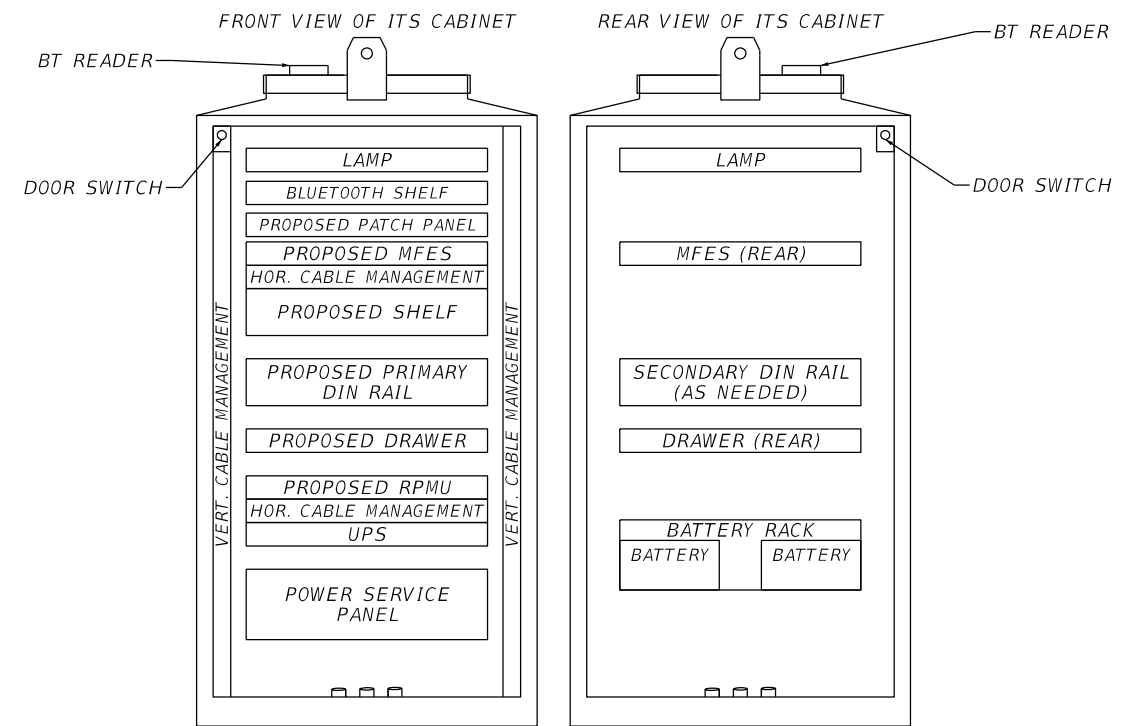
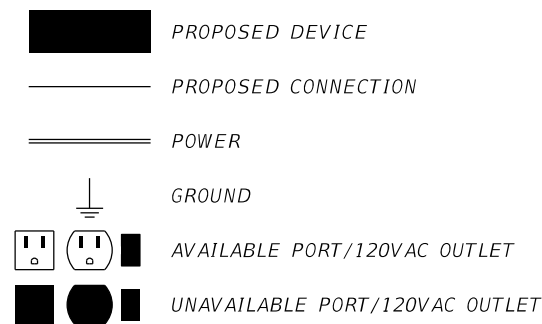
THE OFFICIAL RECORD OF THIS SHEET IS THE ELECTRONIC FILE DIGITALLY SIGNED AND SEALED UNDER RULE 61G15-23.004, F.A.C.

WIRING DIAGRAM 1: CCTV WITH BLUETOOTH READER IN 336S CABINET

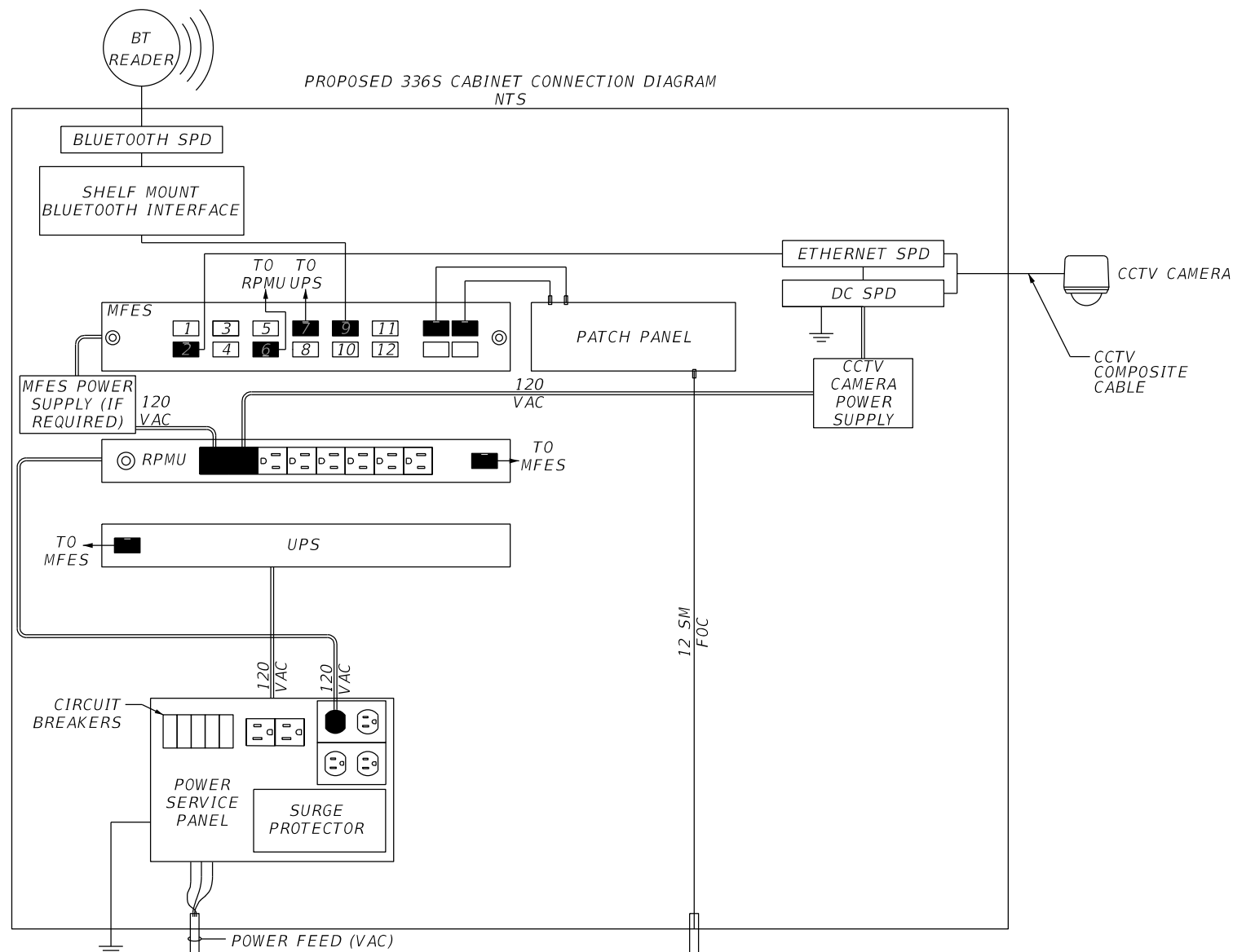
NOTES

- COORDINATE WITH OSCEOLA COUNTY AT (407) 742-0565 FOR IP ADDRESSES AND COMMUNICATION PORT ASSIGNMENTS.
- VERTICAL AND HORIZONTAL CABLE MANAGEMENT SHALL NOT INTERFERE WITH THE DOOR OPERATION.

LEGEND



PROPOSED 336S CABINET CONNECTION DIAGRAM NTS



REVISIONS		REVISIONS	
DATE	DESCRIPTION	DATE	DESCRIPTION

KEVIN R. CAREY, P.E.
 P.E. LICENSE NUMBER 61635
 FALLER, DAVIS & ASSOCIATES, INC.
 2301 MAITLAND CENTER PARKWAY, SUITE 265
 MAITLAND, FL 32751

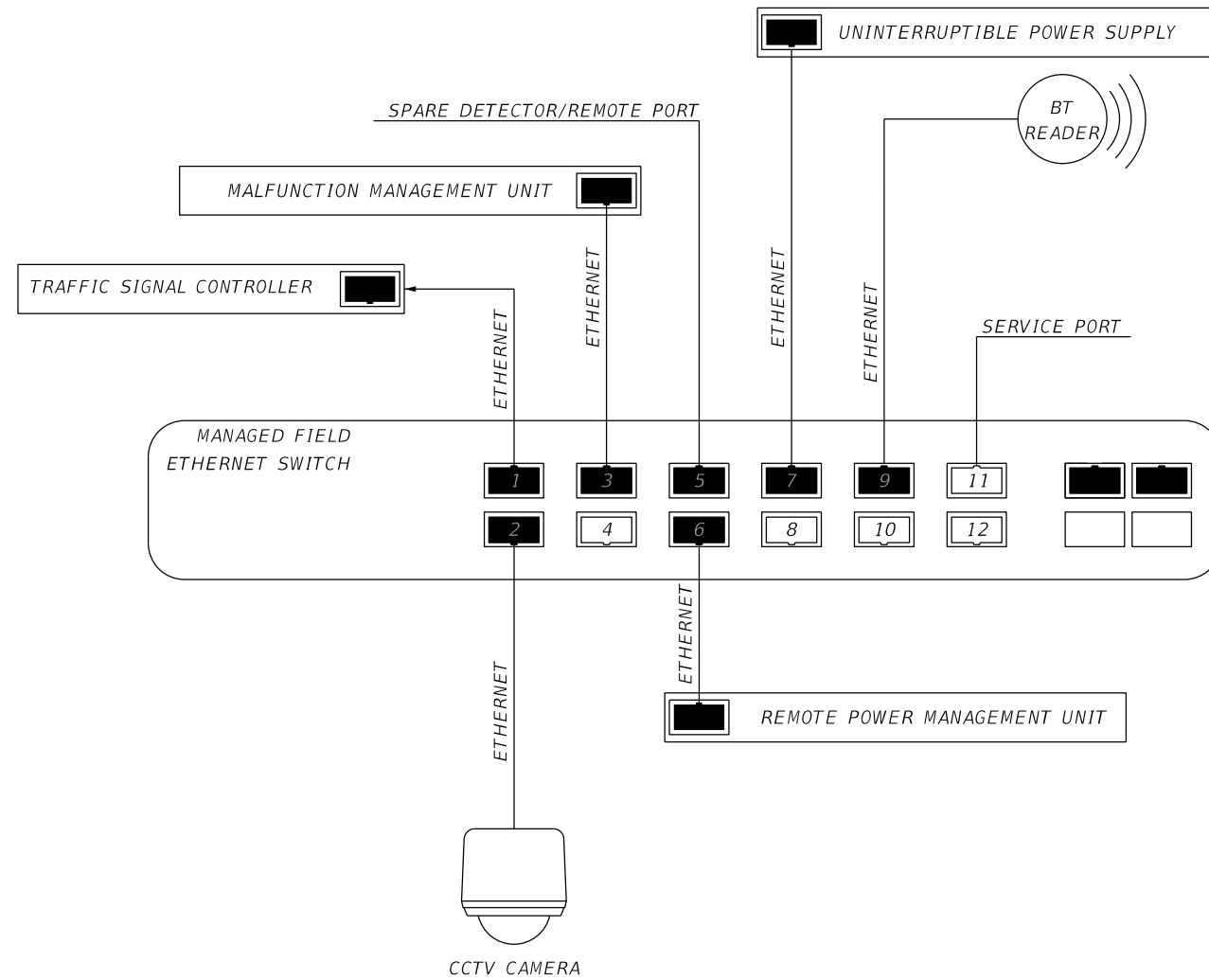
OSCEOLA COUNTY TRANSIT AND TRANSPORTATION
 1 COURTHOUSE SQUARE, SUITE 3100
 KISSIMMEE, FLORIDA 34741-5488
 PHONE:(407) 742-0662 FAX:(407) 742-0600

WIRING DIAGRAMS (1)
 SHEET NO. IT-17

THE OFFICIAL RECORD OF THIS SHEET IS THE ELECTRONIC FILE DIGITALLY SIGNED AND SEALED UNDER RULE 61G15-23.004, F.A.C.

LEGEND

- PROPOSED DEVICE
- PROPOSED CONNECTION



REVISIONS			
DATE	DESCRIPTION	DATE	DESCRIPTION

KEVIN R. CAREY, P.E.
P.E. LICENSE NUMBER 61635
FALLER, DAVIS & ASSOCIATES, INC.
2301 MAITLAND CENTER PARKWAY, SUITE 265
MAITLAND, FL 32751

OSCEOLA COUNTY TRANSIT AND TRANSPORTATION

1 COURTHOUSE SQUARE, SUITE 3100
KISSIMMEE, FLORIDA 34741-5488
PHONE:(407) 742-0662 FAX:(407) 742-0600

MANAGED FIELD ETHERNET SWITCH DETAIL

SHEET NO.
IT-19

THE OFFICIAL RECORD OF THIS SHEET IS THE ELECTRONIC FILE DIGITALLY SIGNED AND SEALED UNDER RULE 61G15-23.004, F.A.C.

TYPICAL 1: PROPOSED CCTV/BT STRUCTURE

NOTES

1. INSTALLATION PROCEDURES FOR CCTV CAMERA AND BLUETOOTH READER SHALL MEET MANUFACTURER'S RECOMMENDATIONS.
2. MOUNTING HEIGHT FOR CCTV CAMERA SHALL MEET MANUFACTURER'S RECOMMENDATIONS.
3. MOUNT CAMERA ON POLE FACING ROADWAY TO BE OBSERVED.

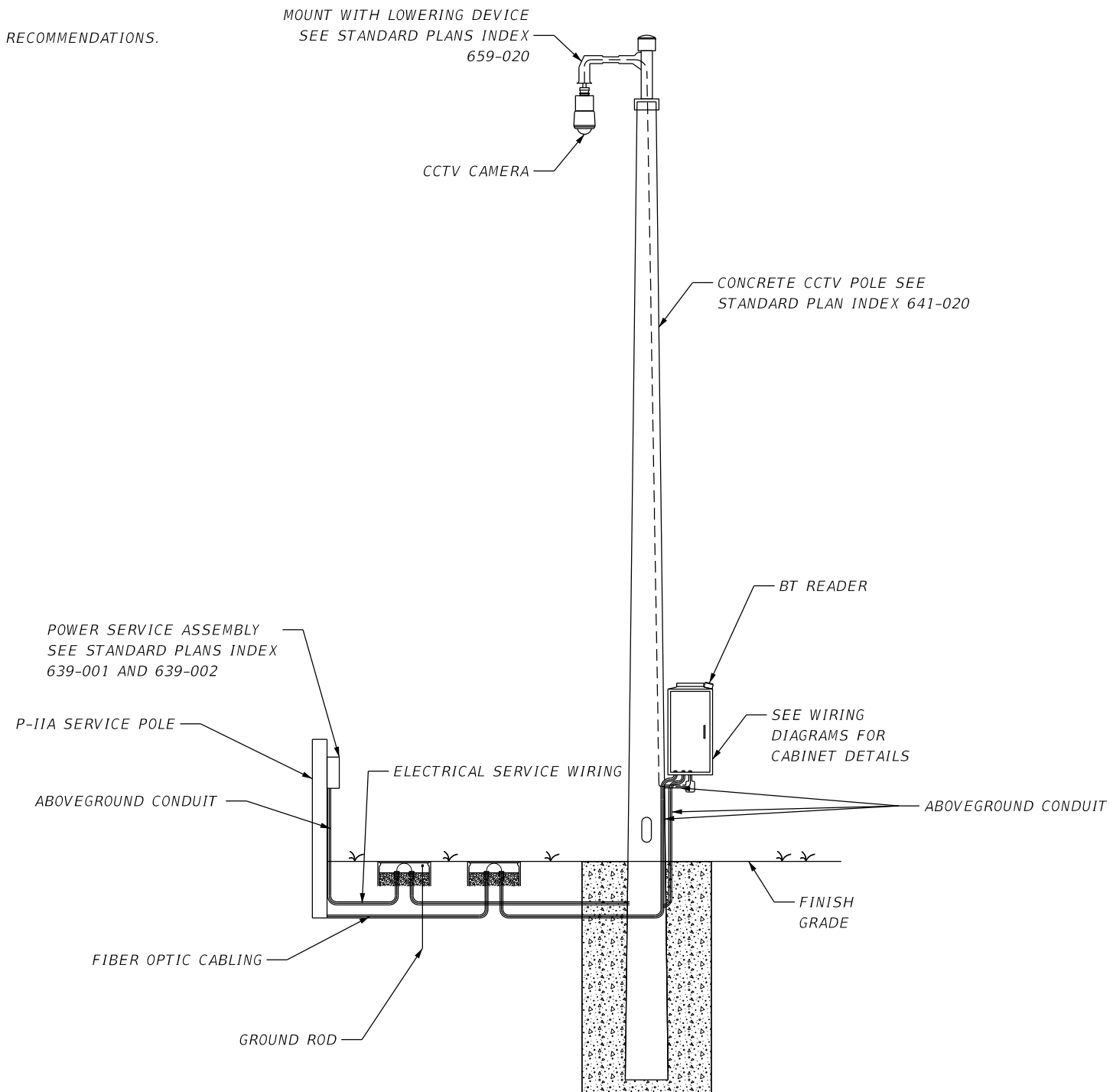
LEGEND

- PROPOSED EQUIPMENT
- - - COMPOSITE CABLE

CCTV POLE LENGTH

ITS HUB NO. 2
 TOTAL POLE LENGTH: 63'
 BURIED POLE DEPTH: 17'

ITS HUB NO. 3
 TOTAL POLE LENGTH: 63'
 BURIED POLE DEPTH: 13'



REVISIONS			
DATE	DESCRIPTION	DATE	DESCRIPTION

KEVIN R. CAREY, P.E.
 P.E. LICENSE NUMBER 61635
 FALLER, DAVIS & ASSOCIATES, INC.
 2301 MAITLAND CENTER PARKWAY, SUITE 265
 MAITLAND, FL 32751



OSCEOLA COUNTY TRANSIT AND TRANSPORTATION

1 COURTHOUSE SQUARE, SUITE 3100
 KISSIMMEE, FLORIDA 34741-5488
 PHONE:(407) 742-0662 FAX:(407) 742-0600

MOUNTING DETAILS (1)

SHEET NO.
 IT-20

THE OFFICIAL RECORD OF THIS SHEET IS THE ELECTRONIC FILE DIGITALLY SIGNED AND SEALED UNDER RULE 61G15-23.004, F.A.C.

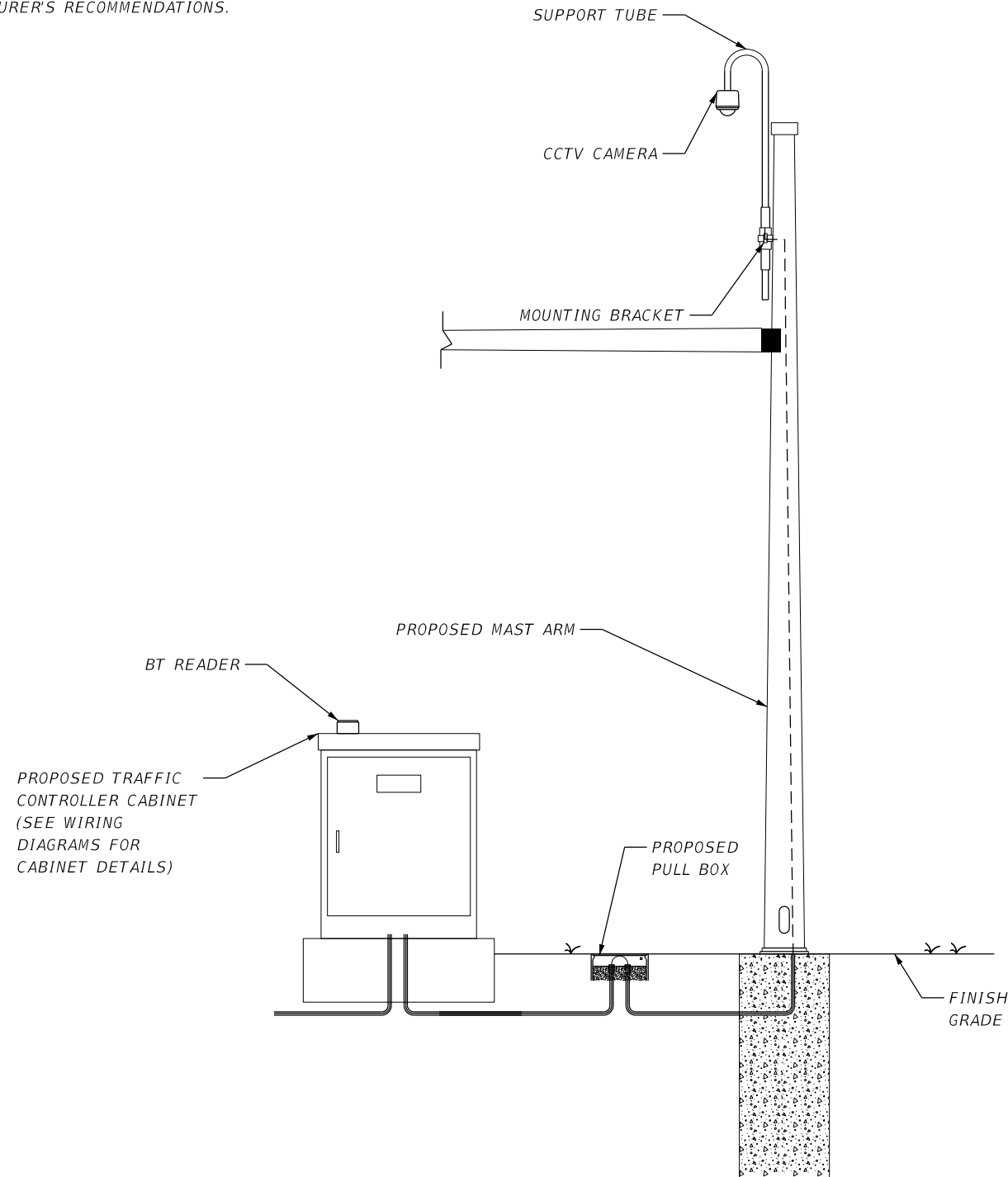
TYPICAL 2: PROPOSED CCTV/BT TO PROPOSED MAST ARM AND CONTROLLER CABINET

NOTES

1. INSTALLATION PROCEDURES FOR CCTV CAMERA AND BLUETOOTH READER SHALL MEET MANUFACTURER'S RECOMMENDATIONS.
2. MOUNTING HEIGHT FOR CCTV CAMERA SHALL MEET MANUFACTURER'S RECOMMENDATIONS.
3. MOUNT CAMERA ON POLE FACING ROADWAY TO BE OBSERVED.

LEGEND

- PROPOSED EQUIPMENT
- - - COMPOSITE CABLE



REVISIONS			
DATE	DESCRIPTION	DATE	DESCRIPTION

KEVIN R. CAREY, P.E.
 P.E. LICENSE NUMBER 61635
 FALLER, DAVIS & ASSOCIATES, INC.
 2301 MAITLAND CENTER PARKWAY, SUITE 265
 MAITLAND, FL 32751



OSCEOLA COUNTY TRANSIT
 AND TRANSPORTATION

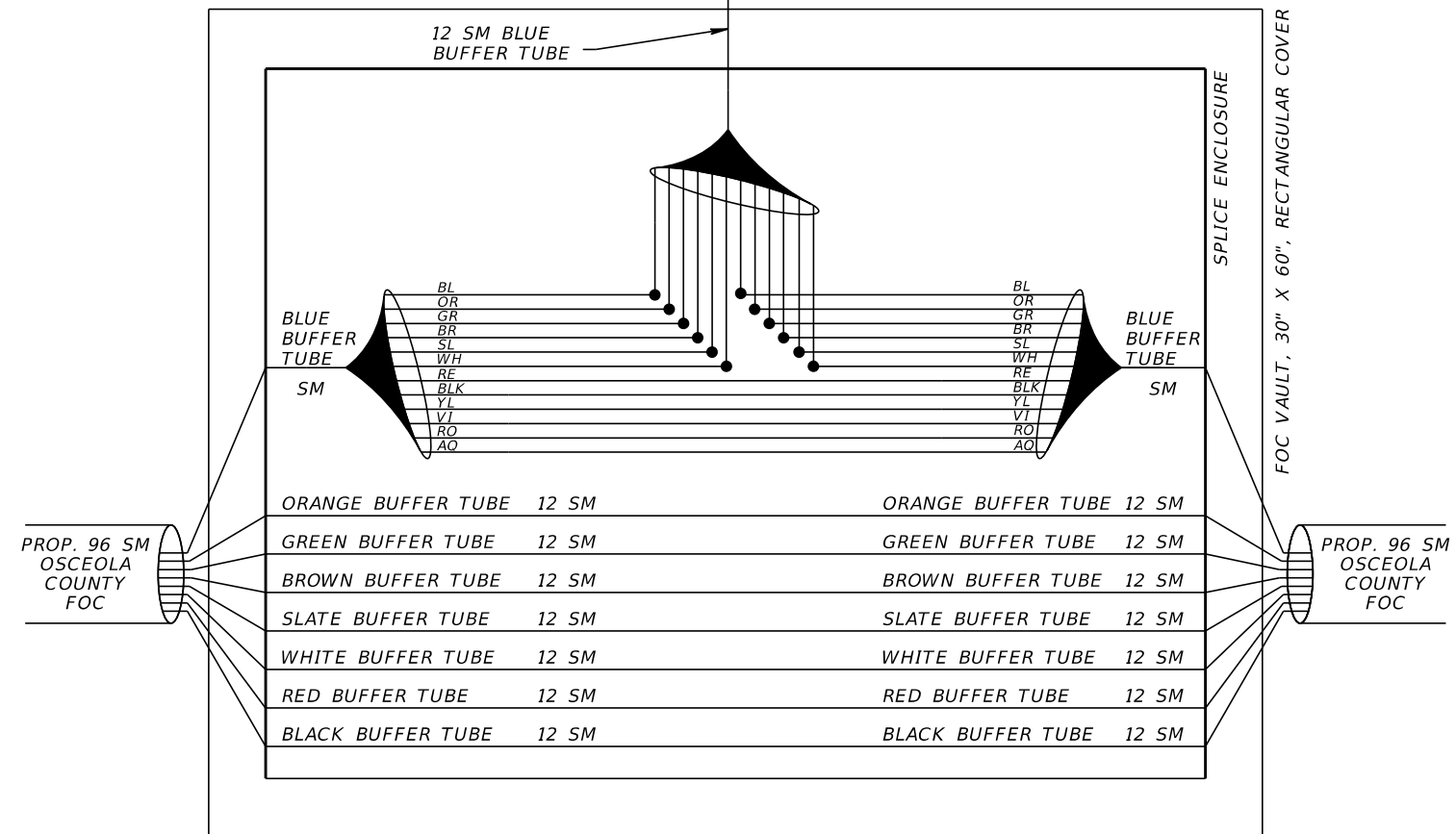
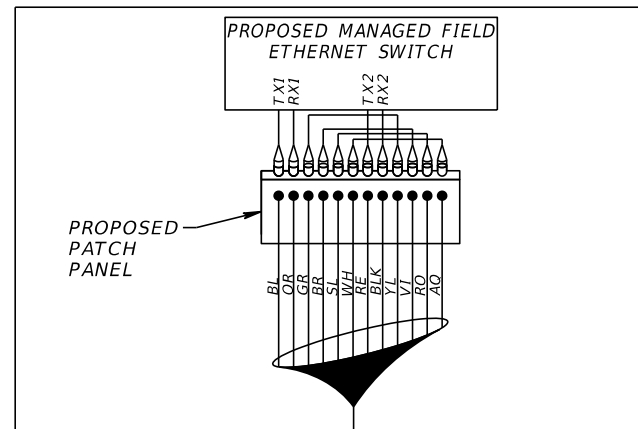
1 COURTHOUSE SQUARE, SUITE 3100
 KISSIMMEE, FLORIDA 34741-5488
 PHONE:(407) 742-0662 FAX:(407) 742-0600

MOUNTING DETAILS (2)

SHEET NO.
 IT-21

THE OFFICIAL RECORD OF THIS SHEET IS THE ELECTRONIC FILE DIGITALLY SIGNED AND SEALED UNDER RULE 61G15-23.004, F.A.C.

PROPOSED 336S ITS CABINET
OR PROPOSED TRAFFIC SIGNAL
CONTROLLER CABINET



- NOTES:
1. UNUSED FIBERS SHALL BE COILED STORED IN SPLICE ENCLOSURE OR SPLICE TRAY.
 2. UNUSED BUFFER TUBE SHALL BE COILED AND STORED IN THE SPLICE ENCLOSURE OR PATCH PANEL.

REVISIONS			
DATE	DESCRIPTION	DATE	DESCRIPTION

KEVIN R. CAREY, P.E.
P.E. LICENSE NUMBER 61635
FALLER, DAVIS & ASSOCIATES, INC.
2301 MAITLAND CENTER PARKWAY, SUITE 265
MAITLAND, FL 32751



OSCEOLA COUNTY TRANSIT
AND TRANSPORTATION

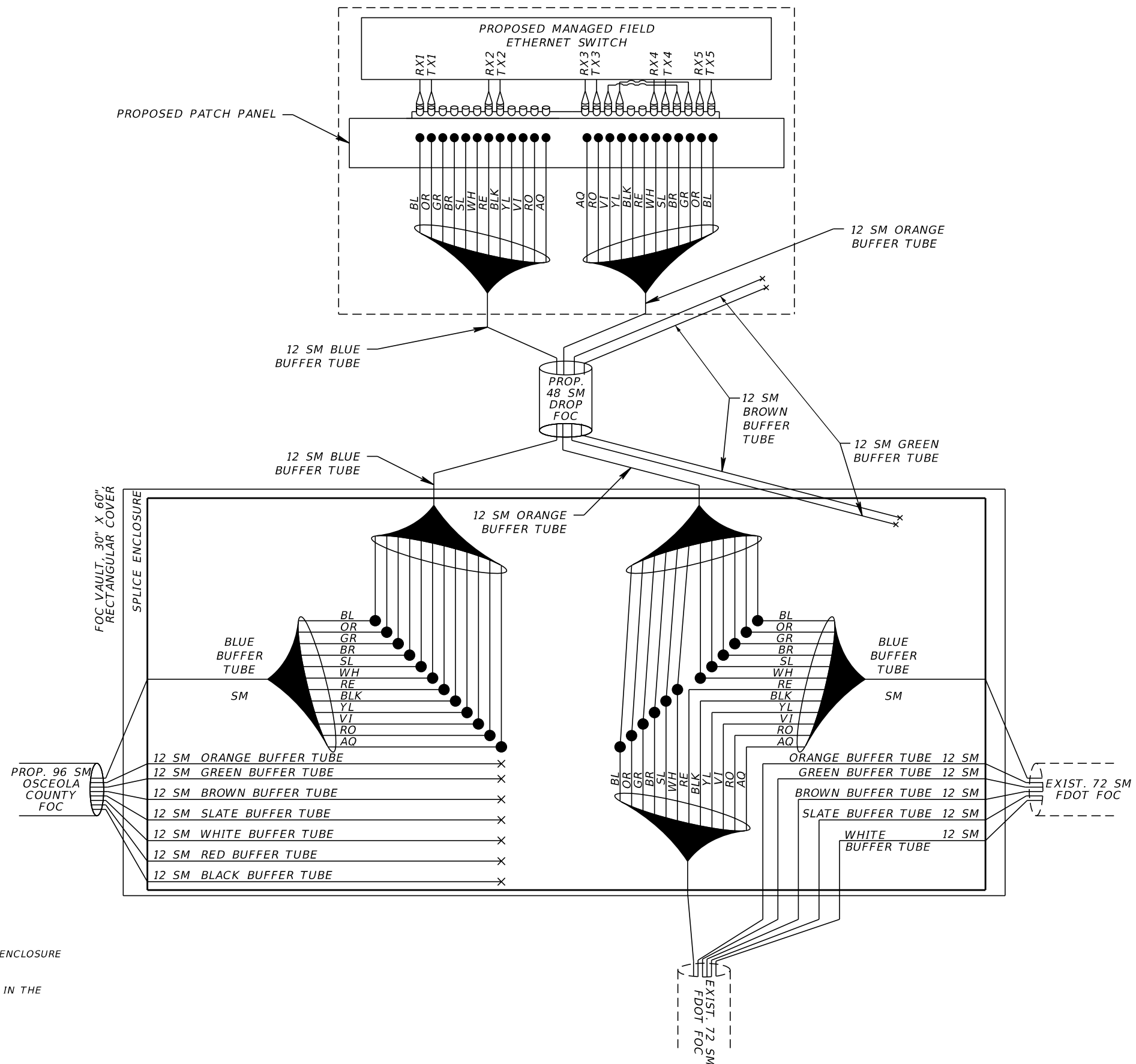
1 COURTHOUSE SQUARE, SUITE 3100
KISSIMMEE, FLORIDA 34741-5488
PHONE:(407) 742-0662 FAX:(407) 742-0600

SPLICE DIAGRAM (1)

SHEET NO.
IT-22

THE OFFICIAL RECORD OF THIS SHEET IS THE ELECTRONIC FILE DIGITALLY SIGNED AND SEALED UNDER RULE 61G15-23.004, F.A.C.

EXISTING TRAFFIC CONTROLLER CABINET -
NEPTUNE ROAD AT US HIGHWAY 192/441



NOTES:

1. UNUSED FIBERS SHALL BE COILED STORED IN SPLICE ENCLOSURE OR SPLICE TRAY.
2. UNUSED BUFFER TUBE SHALL BE COILED AND STORED IN THE SPLICE ENCLOSURE OR PATCH PANEL.
3. EXISTING FOC CONNECTION TO REMAIN AS IS.

REVISIONS			
DATE	DESCRIPTION	DATE	DESCRIPTION

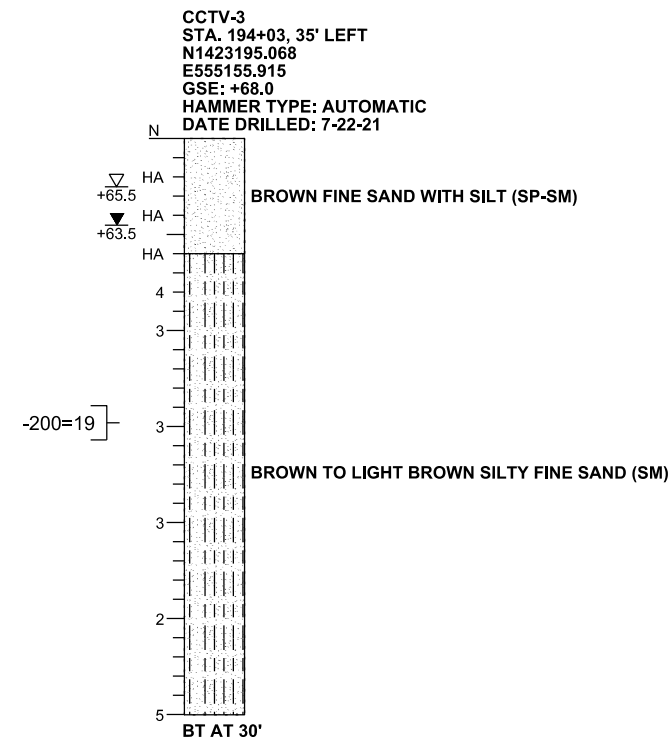

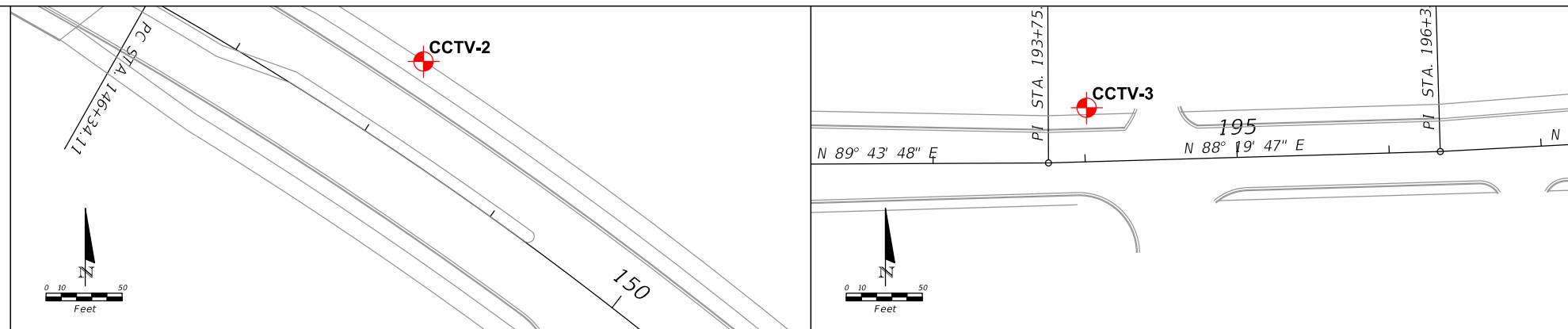
KEVIN R. CAREY, P.E.
P.E. LICENSE NUMBER 61635
FALLER, DAVIS & ASSOCIATES, INC.
2301 MAITLAND CENTER PARKWAY, SUITE 265
MAITLAND, FL 32751



OSCEOLA COUNTY TRANSIT
AND TRANSPORTATION
1 COURTHOUSE SQUARE, SUITE 3100
KISSIMMEE, FLORIDA 34741-5488
PHONE:(407) 742-0662 FAX:(407) 742-0600

SPLICE DIAGRAM (2)

SHEET NO.
IT-23



LEGEND

- GSE GROUND SURFACE ELEVATION (FT. NAVD88)
- N STANDARD PENETRATION RESISTANCE, BLOWS PER FOOT
- HA HAND AUGERED FOR UTILITY CLEARANCE
- ▽+69.1 ESTIMATED SEASONAL HIGH GROUNDWATER ELEVATION (FT. NAVD88)
- ▽+67.1 ENCOUNTERED GROUNDWATER ELEVATION (FT. NAVD)
- BT BORING TERMINATED AT DEPTH INDICATED
- 200= PERCENT PASSING NO. 200 U.S. STANDARD SIEVE
- MC= PERCENT NATURAL MOISTURE CONTENT
- LL= LIQUID LIMIT
- PI= PLASTICITY INDEX

- SAND
- SAND AND SILT
- SAND AND CLAY

GENERAL NOTES

SUBSURFACE CONDITIONS SHOWN ON THE BORINGS REPRESENT THE CONDITIONS ENCOUNTERED AT THE BORING LOCATIONS. ACTUAL CONDITIONS BETWEEN THE BORINGS MAY VARY FROM THOSE SHOWN. UNIFIED SOIL CLASSIFICATIONS SHOWN ON THE BORINGS ARE BASED ON VISUAL EXAMINATION AND THE LABORATORY TESTING SHOWN.

STANDARD PENETRATION TEST BORINGS WERE PERFORMED IN ACCORDANCE WITH ASTM D-1586. STANDARD PENETRATION RESISTANCES ARE SHOWN ON THE BORINGS AT THE TEST DEPTHS IN BLOWS PER FOOT UNLESS OTHERWISE NOTED.

THE BORING LOCATIONS WERE NOT SURVEYED. BORING LOCATIONS WERE ESTABLISHED IN THE FIELD USING A HANDHELD SUB-METER ACCURACY TRIMBLE GPS UNIT.

BASED ON REVIEW OF THE FDEP MAP ENTITLED "UPPER FLORIDA AQUIFER POTENTIOMETRIC SURFACE", DATED SEPTEMBER 2017". THE MAXIMUM ELEVATION OF THE ARTESIAN HEAD IS ESTIMATED TO BE APPROXIMATELY +50 FT. NAVD88. THE CONTRACTOR SHALL BE PREPARED TO HANDLE ARTESIAN HEAD LEVELS UP TO +50 FT. NAVD88.

SPLIT SPOON SAMPLER:
 INSIDE DIAMETER: 1.375 IN.
 OUTSIDE DIAMETER: 2.0 IN.
 AVERAGE HAMMER DROP: 30 IN.
 HAMMER WEIGHT: 140 LBS.

AUTOMATIC HAMMER			
GRANULAR SOILS: SANDS		NON-GRANULAR SOILS: SILTS, CLAYS, MUCK	
N VALUE (BLOWS/FT)	RELATIVE DENSITY	N VALUE (BLOWS/FT)	CONSISTENCY
0-3	VERY LOOSE	0-1	VERY SOFT
3-8	LOOSE	1-3	SOFT
8-24	MEDIUM DENSE	3-6	FIRM
24-40	DENSE	6-12	STIFF
OVER 40	VERY DENSE	12-24	VERY STIFF
		OVER 24	HARD

REVISIONS			
DATE	DESCRIPTION	DATE	DESCRIPTION

GEC Geotechnical and Environmental Consultants, Inc.
 2510 MICHIGAN AVE., SUITE D
 KISSIMMEE, FL 34744
 CHRISTOPHER P. MEYER, P.E.
 P.E. LICENSE NUMBER 49328
 GEC J46177G

OSCEOLA COUNTY TRANSIT AND TRANSPORTATION
 1 COURTHOUSE SQUARE, SUITE 3100
 KISSIMMEE, FLORIDA 34741-5488
 PHONE:(407) 742-0662 FAX:(407) 742-0600

**REPORT OF SPT BORINGS
 FOR CCTV POLES**

SHEET NO.

IT-24